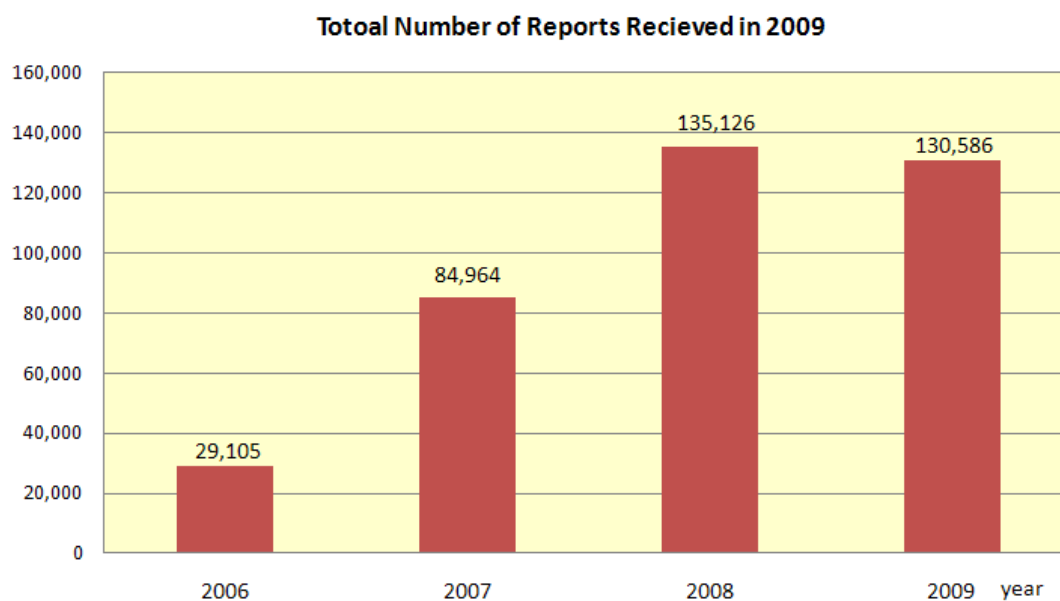


Annual Statistics 2009

Since starting operation in June 2006, the Internet Hotline Center has received reports from internet users pertaining to illegal and harmful content which may be considered offensive to the general public. When the information is found illegal or harmful, we request to the service providers or the administrators of the web forum to remove the contents as well as report to the National Police Agency when it was illegal. Following is the statistics of all year of 2009.

1.Total Number of Reports Received・・・130,586

We have received 130,586 reports from January to December 2009.



2. Analysis of Reports

All the reports submitted to us are analyzed and categorized based on the operational guideline (<http://www.internethotline.jp/guideline/index.html>).

Following is the outcome of the analysis.

2-1. Illegal Information・・・ Total of 27,751 cases

Out of a total of 130,586 reports we have received, we have analyzed total of 140,391, and 19.8% was judged illegal including 19.5% of them was hosted in overseas servers.

Illegal Information	Total Number of Reports		
	Domestic	Overseas	Total
Publicly displaying obscene materials	10,346	4,409	14,755
Publicly displaying child sexual abuse image	3,798	688	4,486
Advertisement in violation of prostitution prevention law	2	2	4
Enticement in violation of dating site regulation law	1,474	4	1,478
Publicly inciting or soliciting others to abuse controlled substances	2	3	5
Advertisement on controlled substances	2,458	97	2,555
Enticement of business accounts business	2,281	101	2,382
Enticement of anonymous rental or transfer of mobile phone without notice	1,971	115	2,086
Total	22,332	5,419	27,751

2-2. Harmful Information・・・ Total of 6,217 reports

4.4%(6,217 reports) were judged harmful information including 50.9% of them were hosted in overseas servers.

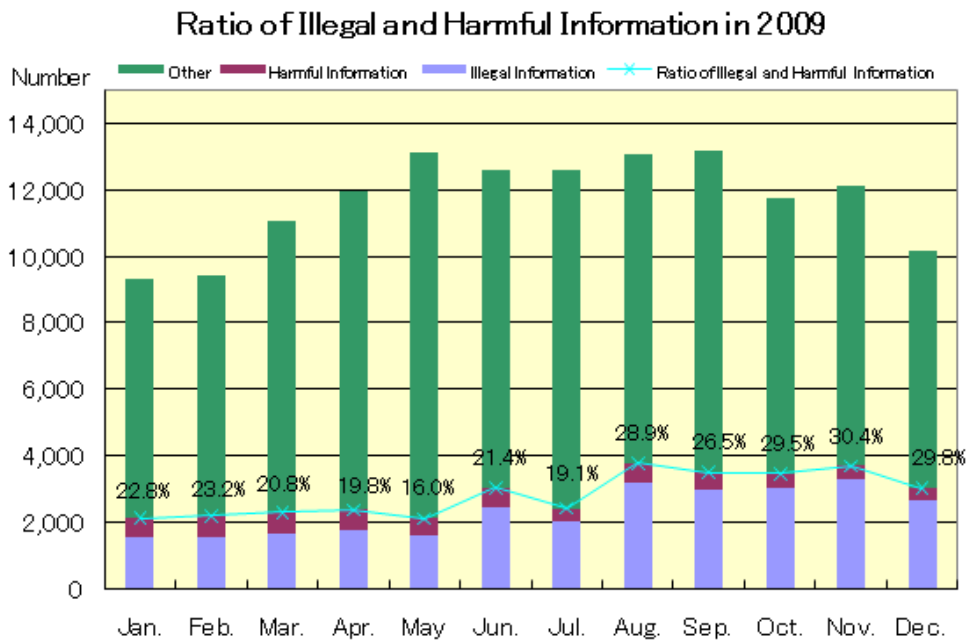
Harmful information	Total Number of Reports		
	Domestic	Overseas	Total
Information which directly and explicitly contracts, mediates or invites for illegal conduct	2,838	3,140	5,978
Information which is difficult to judge illegal but seems to be illegal	139	23	162
Information related to suicide invitation to other	77	0	77
Total	3,054	3,163	6,217

2-3. Reports which are out of scope of the guideline...Total of 106,423 cases

Reports which are out of scope of the guideline	Total Number of Reports
Defamation ,Slander	205
Notice of murder, notice of explosion	466
Infringement of intellectual properties	1,485
Inappropriate information for children	51,065
Other	53,202
Total	106,423

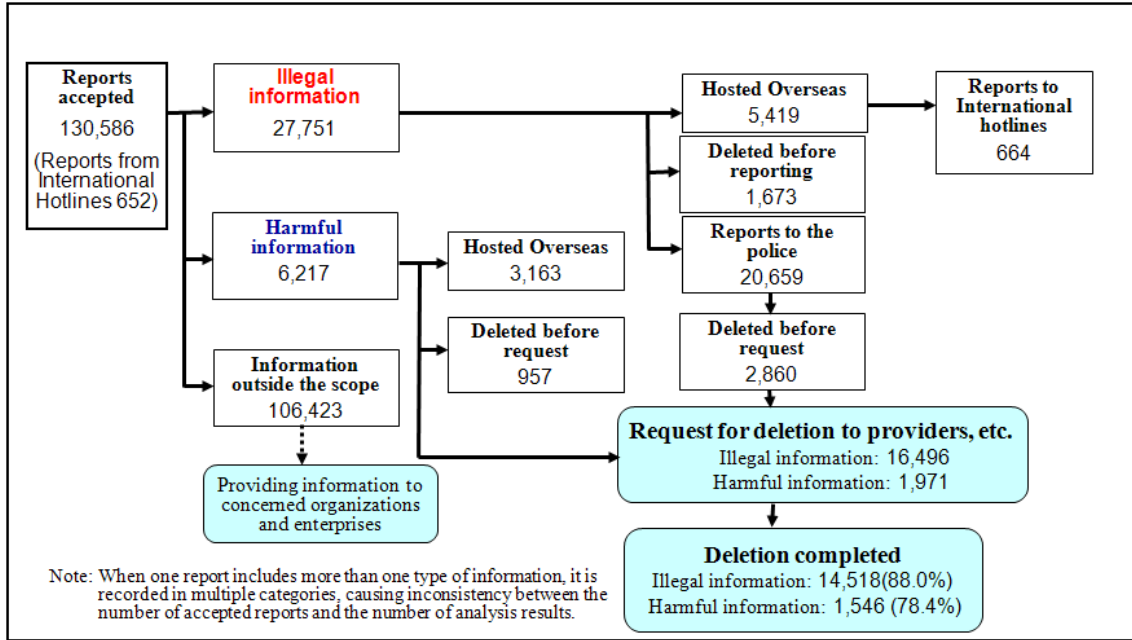
2-4. Ratio of illegal and harmful information in total number of reports

The graph below shows the ratio of illegal and harmful information which we analyzed upon our guideline.



3. Procedure Status

Procedure status of year 2009 is as shown below.



3-1 Illegal Information

We have judged 27,751 cases (including 5,419 reports were hosting overseas) as illegal. 20,659 cases were reported to the National Police Agency, and 16,496 cases were required to be deleted by the service providers. 14,518 cases (88.0%) were deleted as a result.

Illegal Information	Result of procedure			
	Terminated before request	Requested Addressee		
		Police	Service Provider	Removed
Publicly displaying obscene materials	622	9,724	7,974	7,732
Publicly displaying child pornography	569	3,229	1,891	1,727
Advertisement in violation of prostitution prevention law	0	2	2	1
Enticement in violation of dating site regulation law	158	1,316	885	859
Publicly inciting or soliciting others to abuse controlled substances	0	2	2	2
Advertisement on controlled substances	114	2,344	2,094	1,278
Enticement of business accounts business	111	2,170	1,959	1,554
Enticement of anonymous rental or transfer of mobile phone without notice	99	1,872	1,689	1,365
Total	1,673	20,659	16,496	14,518

3-2 Harmful Information

Out of 6,217 cases that were judged as harmful information against public order and morals (3,163 cases were hosted overseas), 1,971 cases were requested to be terminated. 1,546 cases (78.4%) were deleted as a result.

Harmful information	Result of procedure		
	Terminated before request	Requested Addressee	
		ISP	Completed
Information which directly and explicitly contracts, mediates or invites illegal conduct	902	1,841	1,471
Information which is difficult to judge illegal but seems to be illegal	53	55	54
Information related to suicide invitation to other	2	75	21
Total	957	1,971	1,546

3-3 Reports which are out of scope of the guideline

In 106,423 cases of non-objective information, some cases were forwarded to relevant authorities when needed for life guarding and crime prevention purposes.

Category	Number	Addressee
Defamation ,Slander	0	Civil Liberties Bureau
Notice of murder, notice of explosion	8	Prefectural Police
Suicide Notice	8	Prefectural Police
Infringement of intellectual properties	1,366	Right Holders Group
Total	1,382	

4. International Partnership

In March 2006, we joined INHOPE, the network of internet hotline centers around the world, and enabled us to enhance the collaborative work and share information globally. In the year of 2009, we have reported 664 cases to oversea hotline centers. We received 652 from other hotlines and acted promptly.

4-1.Total number of reports made to International Hotlines

	Jan	Feb	Mar	Apr	May	Jun
Forwarded reports	38	56	61	65	44	85

	Jul	Aug	Sep	Oct	Nov	Dec	Total
Forwarded reports	55	39	71	41	51	58	664

4-1-1. Country Name (Org. Name)

Country Name (Org. Name)	Total
USA (Cybertipline)	602
Korea (KCSC)	42
Netherlands (meldpunt)	6
Russia (Friendly Runet Foundation)	5
Czech Republic (Internet Hotline Czech Republic)	4
Taiwan (ECPAT Taiwan)	2
France (AFA)	2
Canada (cybertip.ca)	1
Total	664

4-1-2. Analysis of Reports

Illegal Information	Jan	Feb	Mar	Apr	May	Jun
Obscene Images	0	3	3	3	0	4
Child Pornography	38	53	58	62	44	81
Total	38	56	61	65	44	85

Illegal Information	Jul	Aug	Sep	Oct	Nov	Dec	Total
Obscene Images	1	0	5	6	2	0	27
Child Pornography	54	39	66	35	49	58	637
Total	55	39	71	41	51	58	664

4-2. Total number of reports received from International Hotlines

	Jan	Feb	Mar	Apr	May	Jun
Received Reports	35	63	36	44	63	72

	Jul	Aug	Sep	Oct	Nov	Dec	Total
Received Reports	27	62	44	52	70	84	652

4-2-1. Country Name (Org. Name)

Country Name (Org. Name)	Total
UK (IWF)	221
Finland (STC Finland)	105
Canada (cybertip.ca)	101
Netherlands (meldpunt)	58
France (AFA)	47
Denmark (Red Barnet)	24
Australia (ACMA)	20
Poland (NASK)	17
Austria (Stopline)	12
Czech Republic (Internet Hotline Czech Republic)	10
Portugal (FFCN)	8
Taiwan (ECPAT Taiwan)	7
Russia (Friendly Runet Foundation)	7
Germany (eco)	6
Slovenia (Spletno Oko)	5
Ireland (ISPAl)	2
Italy (HOT 114)	1
Greece (SafeNet)	1
Total	652

4-2-2. Analysis of Reports

Illegal Information	Jan	Feb	Mar	Apr	May	Jun
Obscene Images	17	26	8	12	23	32
Child Pornography	14	36	11	18	43	40
Total	31	62	19	30	66	72

Illegal Information	Jul	Aug	Sep	Oct	Nov	Dec	Total
Obscene Images	7	15	12	17	36	39	244
Child Pornography	12	28	18	23	31	38	312
Total	19	43	30	40	67	77	556