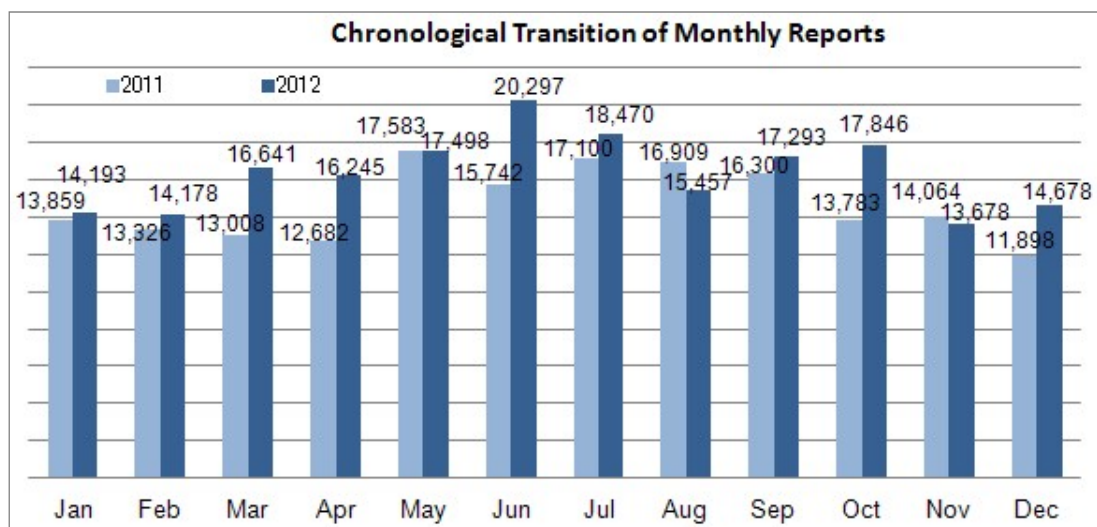
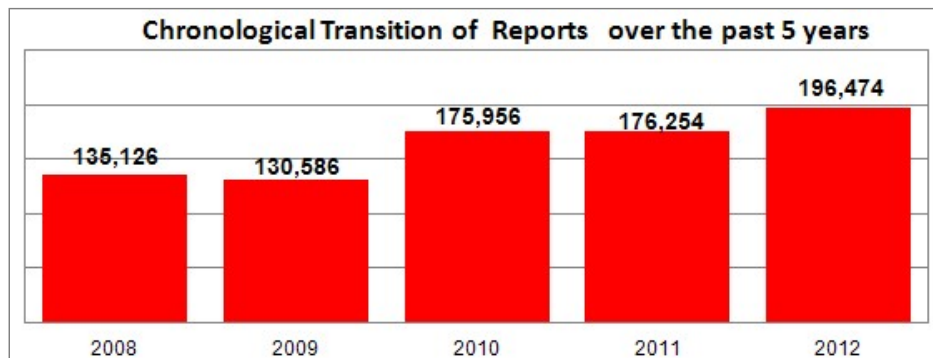


## Annual Statistics 2012

Internet Hotline Center Japan has been operated by the Internet Association Japan as a part of project contacted by the National Police Agency. Since starting operation in 2006, the Internet Hotline Center Japan has received reports from Internet users pertaining to illegal and harmful content which may be considered offensive to the general public. When the information is found to be illegal, we notify the National Police Agency. Then illegal and harmful information will be requested to the content owner and/or service provider to be removed. Followings are the statistics for the year 2012.

### 1.Total Number of Reports Received・・・196,474

We have received 196,474 reports from January to December in 2012.



## 2. Analysis of Reports

All reports submitted to us are analyzed and categorized based on the operational guideline (<http://www.internethotline.jp/guideline/index.html>). Japanese only.

Followings are the outcome of the analysis.

### 2-1. Illegal Information・・・ Total of 38,933 cases

Out of a total of 196,474 reports we have received, we have analyzed total of 201,795, and 19.3% were judged illegal including 32.5% of them were hosted in oversea servers.

Illegal Information	Total Number of Reports		
	Domestic	Overseas	Total
Publicly displaying obscene materials	17,133	10,201	27,334
Publicly displaying child sexual abuse image	1,522	1,413	2,935
Advertisement in violation of prostitution prevention law	0	0	0
Enticement in violation of dating site regulation law	955	79	1,034
Publicly inciting or soliciting others to abuse controlled substances	382	34	416
Advertisement on controlled substances	4,334	635	4,969
Enticement of business accounts business	1,558	200	1,758
Enticement of anonymous rental or transfer of mobile phone without notice	385	85	470
Act of illegally requesting input of identification codes	0	17	17
Act of promoting illegal access	0	0	0
<b>Total</b>	<b>26,269</b>	<b>12,664</b>	<b>38,933</b>

### 2-2. Harmful Information・・・ Total of 12,003 reports

5.9%(12,003 reports) were judged harmful information including 29.5% of them were hosted in oversea servers.

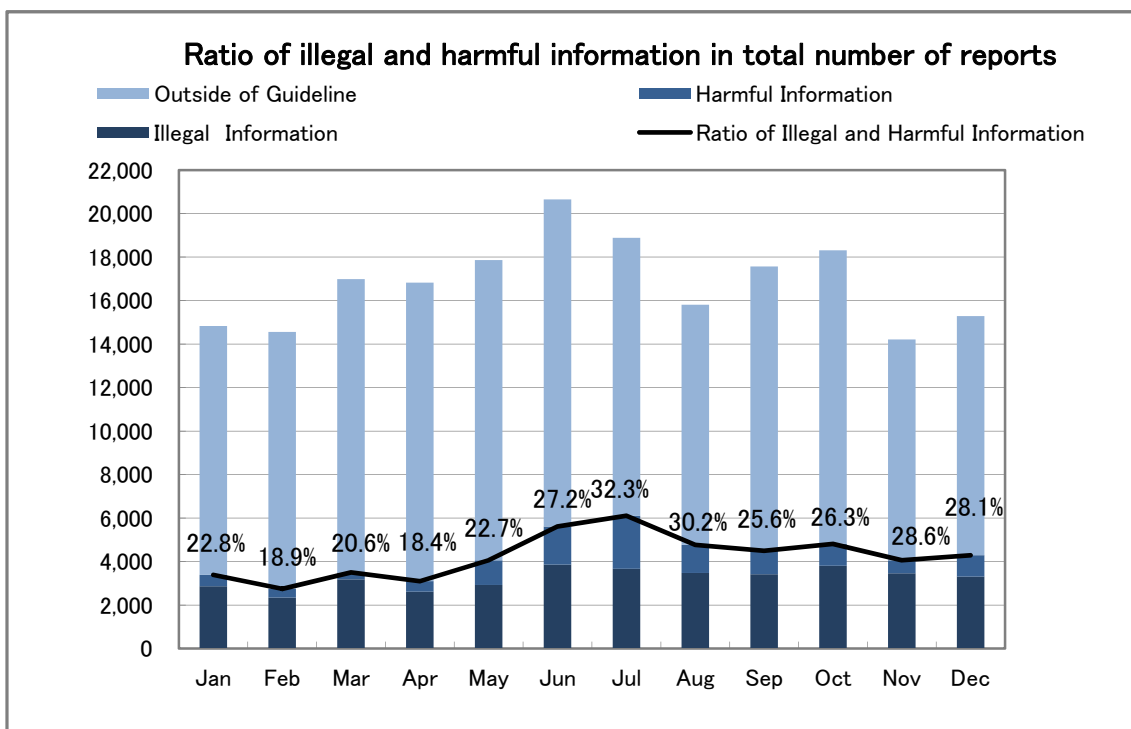
Harmful information	Total Number of Reports		
	Domestic	Overseas	Total
Information which directly and explicitly contracts, mediates or invites for illegal conduct	5,407	3,334	8,741
Information which is difficult to judge illegal but seems to be illegal	2,814	193	3,007
Information related to suicide invitation to other	239	16	255
<b>Total</b>	<b>8,460</b>	<b>3,543</b>	<b>12,003</b>

**2-3. Reports which are out of scope of the guideline...Total of 150,859 cases**

Reports which are out of scope of the guideline	Total Number of Reports
Defamation ,Slander	1,539
Notice of murder, notice of explosion	1,794
Infringement of intellectual properties	6,449
Inappropriate information for children	63,850
Other	77,227
<b>Total</b>	<b>150,859</b>

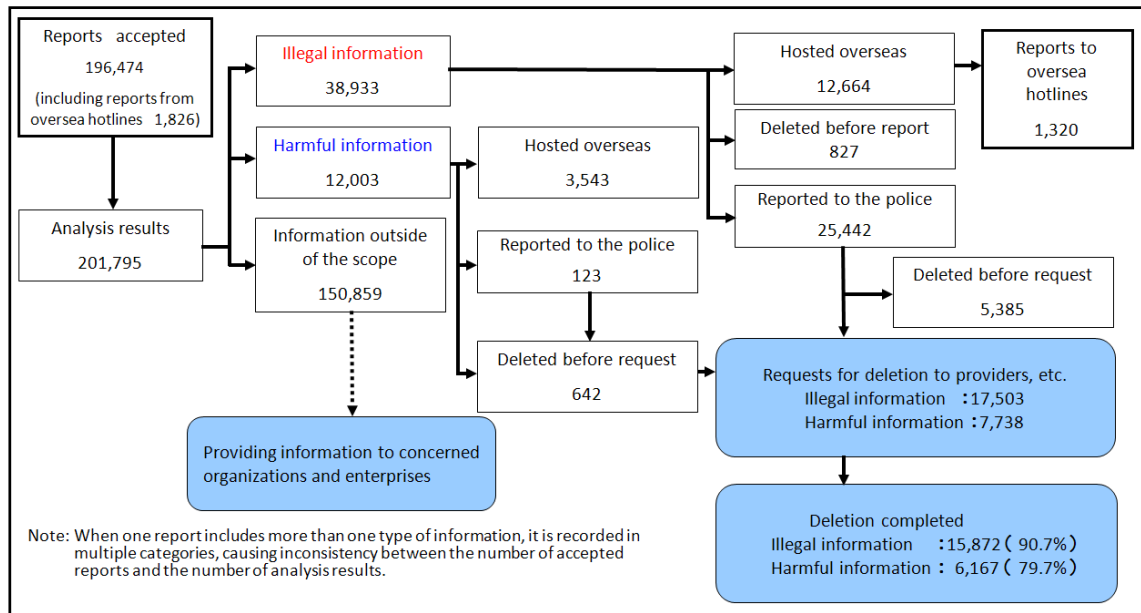
**2-4. Total Number of Illegal and Harmful Information**

The graph below shows the ratio of illegal and harmful information which we analyzed upon our guideline.



### 3. Procedure Status

Procedure status of year of 2012 is as shown below.



#### 3-1. Illegal Information

We have judged 38,933 cases as illegal and 25,442 cases (excluding the ones deleted before reporting to National Police Agency) were reported to the National Police Agency. 17,503 cases were requested to be removed by the ISPs. 15,872 cases (90.7%) were deleted as a result.

Illegal Information	Result of procedure		
	Police	ISP	Deletion completed
Publicly displaying obscene materials	16,755	12,107	11,693
Publicly displaying child sexual abuse image	1,308	278	258
Advertisement in violation of prostitution prevention law	0	0	0
Enticement in violation of dating site regulation law	944	624	471
Publicly inciting or soliciting others to abuse controlled substances	358	232	190
Advertisement on controlled substances	4,183	2,738	2,047
Enticement of business accounts business	1,523	1,277	1,010
Enticement of anonymous rental or transfer of mobile phone without notice	371	247	203
Act of illegally requesting input of identification codes	0	0	0
Act of promoting illegal access	0	0	0
<b>Total</b>	<b>25,442</b>	<b>17,503</b>	<b>15,872</b>

### 3-2. Harmful Information

Out of 12,003 cases that were judged as harmful information, 123 cases were reported to the National Police Agency. 7,738 cases (excluding the ones deleted before requesting to the ISPs) were requested to be removed. 6,167 cases (79.7%) were deleted as a result.

Harmful information	Result of procedure		
	Police	ISP	Deletion completed
Information which directly and explicitly contracts, mediates or invites illegal conduct	107	4,980	4,122
Information which is difficult to judge illegal but seems to be illegal	16	2,533	1,849
Information related to suicide invitation to other	0	225	196
<b>Total</b>	<b>123</b>	<b>7,738</b>	<b>6,167</b>

#### 4. International Partnership with the INHOPE Network

Since we joined the International Association of Internet Hotline (INHOPE), the network of Internet hotline centers in the world in March 2007, it's enabled us to enhance the collaborative work and share information globally. In the year of 2012, we have reported 1,320 cases to overseas hotline. We received 1,826 from other hotlines and acted promptly.

##### 4-1.Total number of reports sent to Overseas Hotlines

Jan	Feb	Mar	Apr	May	Jun	Jul	Aug	Sep	Oct	Nov	Dec	Total
75	84	114	236	176	135	75	126	96	66	93	44	<b>1,320</b>

##### 4-1-1. Total number by Country

Country Name	Total
United States	837
Russia	138
Netherlands	116
Korea	83
France	72
Germany	30
United Kingdom	14
Taiwan	8
Canada	5
Hungary	5
Italy	4
Latvia	4
Cyprus	1
Spain	1
Denmark	1
Romania	1
<b>Total</b>	<b>1,320</b>

#### 4-1-2. Analysis of Reports

Illegal Information	Jan	Feb	Mar	Apr	May	Jun
Obscene Images	8	7	7	11	12	7
Child sexual abuse	67	77	107	225	164	128
<b>Total</b>	<b>75</b>	<b>84</b>	<b>114</b>	<b>236</b>	<b>176</b>	<b>135</b>

Illegal Information	Jul	Aug	Sep	Oct	Nov	Dec	Total
Obscene Images	0	7	4	4	5	8	<b>80</b>
Child sexual abuse	75	119	92	62	88	36	<b>1,240</b>
<b>Total</b>	<b>75</b>	<b>126</b>	<b>96</b>	<b>66</b>	<b>93</b>	<b>44</b>	<b>1,320</b>

#### 4-2. Total number of reports received from Overseas Hotlines

Jan	Feb	Mar	Apr	May	Jun	Jul	Aug	Sep	Oct	Nov	Dec	Total
212	156	53	37	70	74	123	153	147	291	261	249	<b>1,826</b>

#### 4-2-1. Total number by Country

Country	Total
United Kingdom	412
United States	405
Canada	238
Germany	142
Spain	141
Australia	95
Netherlands	64
Russia	58
Poland	48
Austria	41
France	36
Denmark	34
Slovakia	25
Finland	25
Italy	16
Czech Republic	10
Taiwan	9
Hungary	7
Luxembourg	6

Ireland	4
Bulgaria	3
Greece	2
Slovenia	2
Lithuania	2
Latvia	1
<b>Total</b>	<b>1,826</b>

#### 4-2-2. Analysis of Reports

Illegal Information	Jan	Feb	Mar	Apr	May	Jun
Obscene Images	28	18	4	14	19	16
Child sexual abuse	91	33	14	19	20	30
<b>Total</b>	<b>119</b>	<b>51</b>	<b>18</b>	<b>33</b>	<b>39</b>	<b>46</b>

Illegal Information	Jul	Aug	Sep	Oct	Nov	Dec	Total
Obscene Images	42	95	101	100	131	147	<b>715</b>
Child sexual abuse	48	97	104	121	165	161	<b>903</b>
<b>Total</b>	<b>90</b>	<b>192</b>	<b>205</b>	<b>221</b>	<b>296</b>	<b>308</b>	<b>1,618</b>