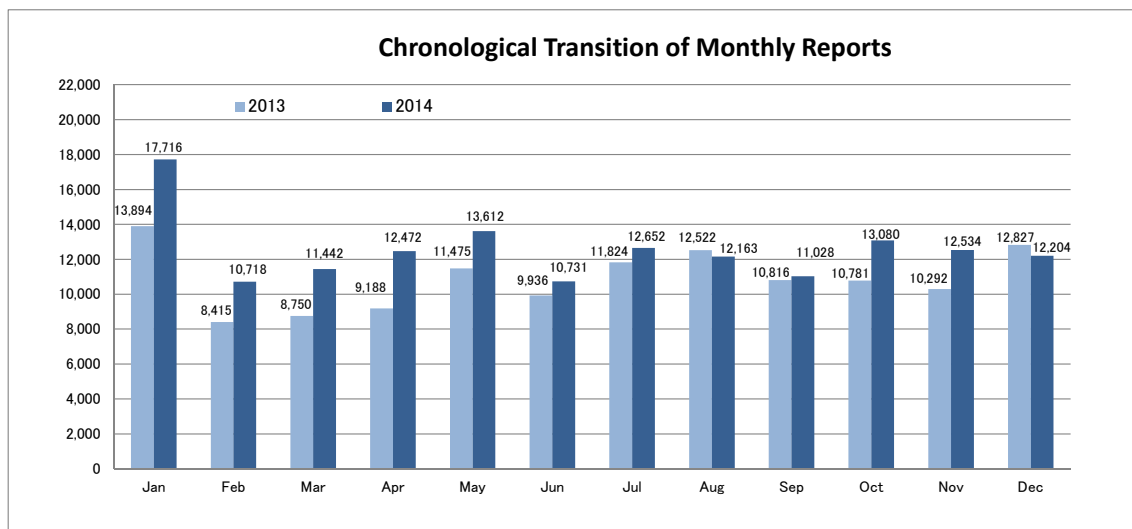
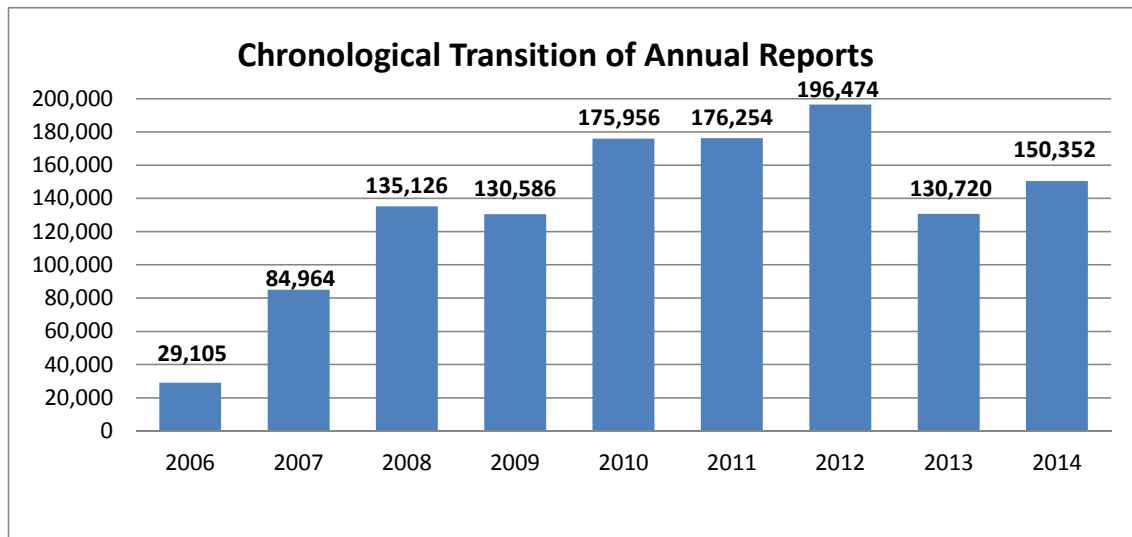


Annual Statistics 2014

Internet Hotline Center (IHC) Japan which is run by the Internet Association Japan has been in operation since June 2006 as part of a project under contract from the National Police Agency. Since then, we have been receiving reports from Internet users regarding illegal and/or harmful content which may be considered as offensive to the general public. When the information is found to be illegal, we would notify the National Police Agency and then would request the content owner and/or service provider to remove the illegal and/or harmful information. Following are the statistics for the year of 2014.

1 Total Number of Reports Received・・・150,352

We have received 150,352 reports from January to December in 2014.



2 Analysis of Reports

All reports submitted to us are analyzed and categorized based on the [operational guideline](#).

Following is the outcome of the analysis.

2-1 Illegal Information··· Total of 35,013 cases

Analysis of the 150,352 reports received resulted in 154,176 cases recognized. Of those, 35,013 cases comprising 22.7% (+4,642 compared to the same period of the previous year) were judged as illegal information. Of those in turn, 50.4% were overseas cases*.

Illegal Information	Total Number of Reports		
	Domestic	Overseas	Total
Publicly displaying of obscene images	13,024	15,478	28,502
Publicly displaying of child sexual abuse images	1,371	1,213	2,584
Induce someone for the purpose of prostitution	212	67	279
Inducement in violation of online dating sites regulation law	1,137	9	1,146
Publicly inciting or soliciting others to abuse controlled substances	120	60	180
Advertisements on controlled substances	665	354	1,019
Advertisements of designated substances	153	157	310
Advertisements of drugs before approval, regarding New Psychoactive Substances (NPS)	7	0	7
Inducement to buying and selling of bank passbooks	342	184	526
Inducement of anonymous rental or transfer of mobile phone without notice	42	67	109
Act of illegally requesting input of identification codes, namely phishing fraud	278	72	350
Act of promoting illegal access	0	1	1
Total	17,351	17,662	35,013

* "Overseas cases" refers to cases where the site-administrator of the reported information is unknown or resides in a foreign country, and the information is stored on an overseas server.

* The total number of received reports and the analysis result total number of cases are not in agreement since two or more illegal information and/or harmful materials may be contained in the report.

2-2 Harmful Information... Total of 3,874 reports

3,874 cases (equal to 2.5% of total analysis result, +446 from the same period last year) were judged as harmful information, of which 67.5% were overseas cases.

Harmful information	Total Number of Reports		
	Domestic	Overseas	Total
Information which directly and explicitly contracts, mediates or invites for illegal conducts	594	2,333	2,927
Information which is difficult to judge illegal but seems to be illegal	490	272	762
Information related to suicide invitation to others (Invitation to group suicide)	176	9	185
Total	1,260	2,614	3,874

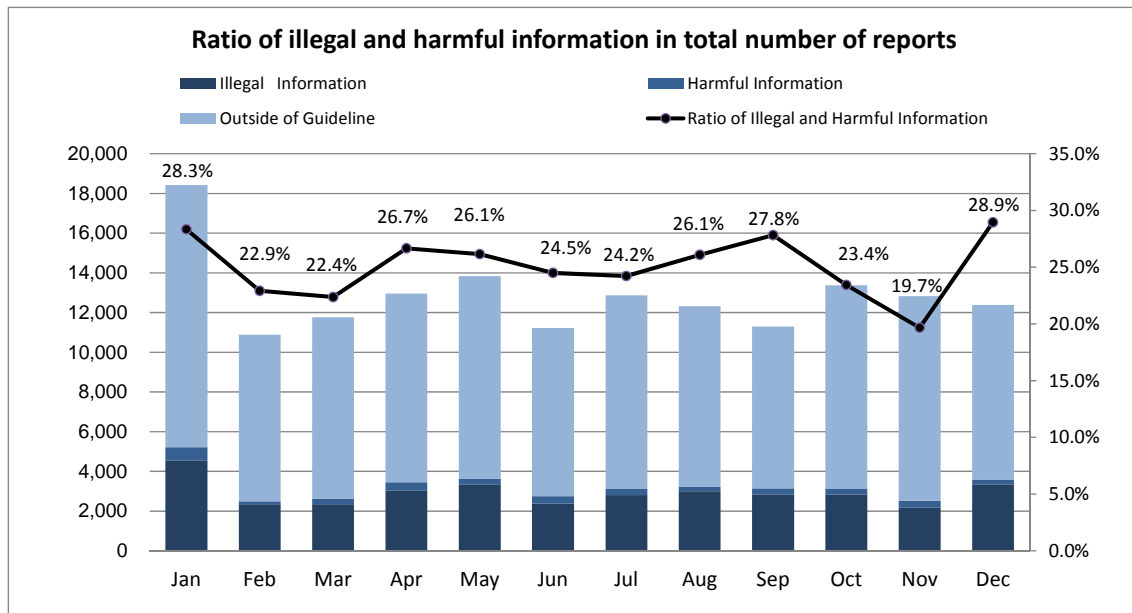
2-3 Beyond scope of the guideline... Total of 115,289 cases

115,289 cases (equal to 74.8% of total analysis result, +15,276 from the same period last year) were beyond scope based on the operational guideline. 8,048 cases out of the 115,289 beyond scope were forwarded to organizations relevant to the protection of human life and/or prevention of crime.

Beyond scope of the guideline	Total Number of Reports
Defamation, Slander	1,968
Notice of murder, notice of explosion	2,328
Infringement of intellectual properties	7,423
Information inappropriate for children	40,261
Other	63,309
Total	115,289

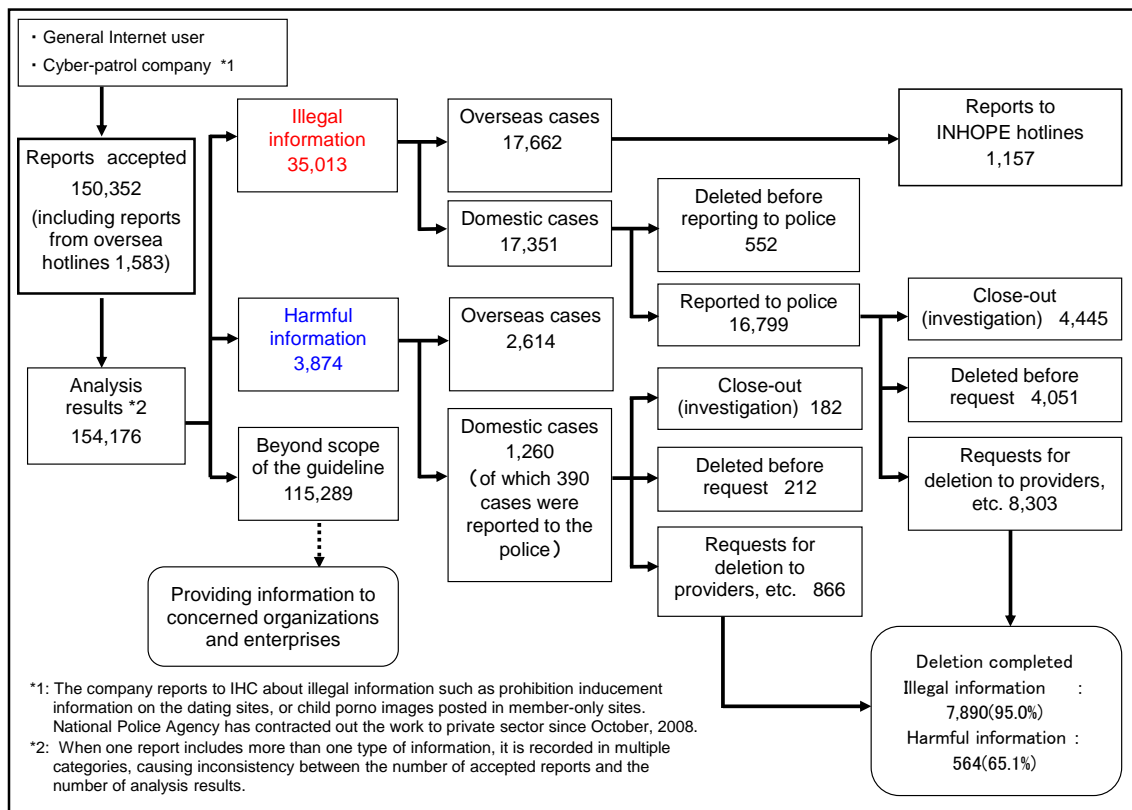
2-4 Total Number of Illegal and Harmful Information

The graph below shows the trend over time of information considered as illegal and harmful as a result of analysis based on our guideline.



3 Procedure Status

Procedure status of the year of 2014 is as shown below.



* IHC is limited to send notice on illegal and/or harmful information only on “domestic cases (the site-administrator of the reported information resides in Japan or the information is stored on a domestic server).”

3-1 Illegal Information

17,351 cases out of the 35,013 judged as illegal information were hosted in Japan. Of those, 16,799 cases were reported to the National Police Agency (this excludes those that were deleted before the reporting). For 8,303 cases, requests for removal were sent to the relevant ISPs and as a result, 7,890 cases (95.0%) were removed.

Illegal Information	Result of procedure		
	Police	ISP	Removal completed
Publicly displaying of obscene images	12712	6,114	6,059
Publicly displaying of child sexual abuse image	1,233	390	384
Advertisement in violation of prostitution prevention law	209	113	108
Enticement in violation of dating site regulation law	1,137	648	536
Publicly inciting or soliciting others to abuse controlled substances	120	91	72
Advertisement on controlled substances	655	531	406
Advertisements of designated substances	148	91	72
Advertisements of drugs before approval, regarding New Psychoactive Substances (NPS)	7	2	2
Enticement of business accounts business	335	287	217
Enticement of anonymous rental or transfer of mobile phone without notice	41	28	26
Act of illegally requesting input of identification codes	202	8	8
Act of promoting illegal access	0	0	0
Total	16,799	8,303	7,890

3-2 Harmful Information

1,260 cases out of the 3,874 judged as harmful information were hosted in Japan. Of those, 390 cases were reported to the National Police Agency. For 866 cases (excluding those removed before the requesting), requests for removal were sent to the relevant ISPs, and as a result, 564 cases (65.1%) were removed.

Harmful information	Result of procedure		
	Police	ISP	Removal completed
Information which directly and explicitly contracts, mediates or invites illegal conduct	190	379	233
Information which is difficult to judge as illegal but seems to be illegal	200	316	253
Information related to suicide invitation to other	0	171	78
Total	390	866	564

4 International Partnership with the INHOPE Network

Since March 2007, the IHC has been a full member of INHOPE which is an international network of the Internet Hotlines. We have been tackling illegal information in cooperation with hotlines of other countries that have joined INHOPE. In the year of 2014, we reported 1,157 cases to overseas hotlines and received 1,583 cases from hotlines and acted upon them promptly.

4-1 Total number of reports sent to Overseas Hotlines

	Jan	Feb	Mar	Apr	May	Jun	Total
Publicly displaying child sexual abuse image	156	56	182	48	120	88	650

	Jul	Aug	Sep	Oct	Nov	Dec	Total
Publicly displaying child sexual abuse image	123	139	87	63	60	35	1157

4-1-1 Number of reports sent to Overseas Hotlines (by country)

Country Name	Total
United States of America	901
Netherlands	86
Russia	69
Canada	32
France	31
Korea	16
Taiwan	5
Germany	5
Luxembourg	3
Czech Republic	3
Ireland	2
Thailand	1
Spain	1
Austria	1
Australia	1
Total	1157

4-2 Total number of reports received from Overseas Hotlines

	Jan	Feb	Mar	Apr	May	Jun	Total
Received Reports	148	143	139	115	101	150	796

	Jul	Aug	Sep	Oct	Nov	Dec	Total
Received Reports	131	80	139	185	185	67	1583

4-2-1 Analysis of Reports

Illegal Information	Jan	Feb	Mar	Apr	May	Jun	Total
Display of obscenity electro-magnetic record recording medium	32	33	41	42	22	50	220
Publicly displaying child sexual abuse image	65	67	68	64	47	74	385
Total	97	100	109	106	69	124	605

Illegal Information	Jul	Aug	Sep	Oct	Nov	Dec	Total
Display of obscenity electro-magnetic record recording medium	25	21	53	38	35	18	410
Publicly displaying child sexual abuse image	42	52	92	67	118	22	778
Total	67	73	145	105	153	40	1188

4-2-2 Number of reports received from Overseas Hotlines (by country)

Country Name	Total
Australia	502
United Kingdom	336
United States of America	225
Germany	139
Canada	128
Spain	45
Austria	30
Netherlands	29
Finland	28
Poland	20
Russia	15
France	15
Denmark	15
Taiwan	9
Latvia	5
Greece	5
Serbia	4
Turkey	4
Czech Republic	4
Slovenia	4
Italy	4
Portugal	3
Hungary	3
Ireland	3
Luxembourg	2
Sweden	1
Estonia	1
South Africa	1
Lithuania	1
Malta	1
Slovakia	1
Total	1583