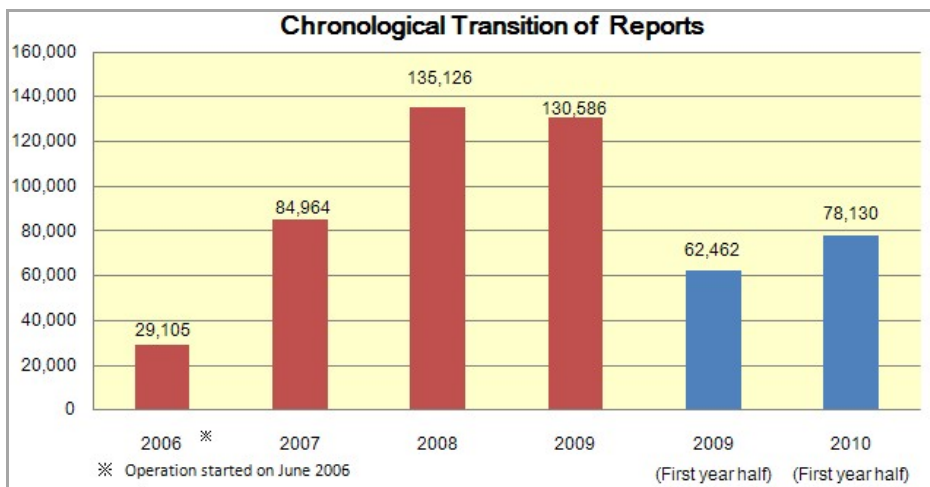
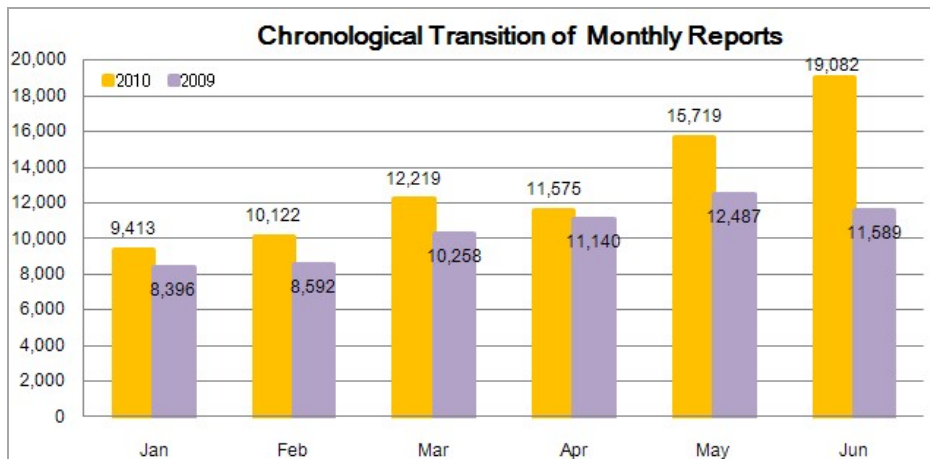


First Year Half of 2010 Statistics

Since starting operation in June 2006, the Internet Hotline Center has received reports from Internet users pertaining to illegal and harmful content which may be considered offensive to the general public. When the information is found to be illegal, we notify the National Police Agency. Then illegal and harmful information will be requested to the content owner and/or service provider to be removed. Following is the statistics of first year half of 2010.

1. Total Number of Reports Received・・・78,130

We have received 78,130 reports from January to June 2010.



2. Analysis of Reports

All the reports submitted to us are analyzed and categorized based on the operational guideline (<http://www.internethotline.jp/guideline/index.html> in Japanese).

Following is the outcome of the analysis.

2-1. Illegal Information・・・ Total of 18,542 cases

Out of a total of 78,130 reports we have received, we have analyzed total of 86,267, and 21.5% was judged illegal including 29.4% of them was hosted in overseas servers.

Illegal Information	Total Number of Reports		
	Domestic	Overseas	Total
Publicly displaying obscene materials	4,850	4,470	9,320
Publicly displaying child sexual abuse image	2,118	468	2,586
Advertisement in violation of prostitution prevention law	0	0	0
Enticement in violation of dating site regulation law	392	4	396
Publicly inciting or soliciting others to abuse controlled substances	106	5	111
Advertisement on controlled substances	2,277	159	2,436
Enticement of business accounts business	1,974	214	2,188
Enticement of anonymous rental or transfer of mobile phone without notice	1,377	128	1,505
Total	13,094	5,448	18,542

2-2. Harmful Information・・・ Total of 5,441 reports

6.3%(5,441 reports) were judged harmful information including 56.3% of them were hosted in overseas servers.

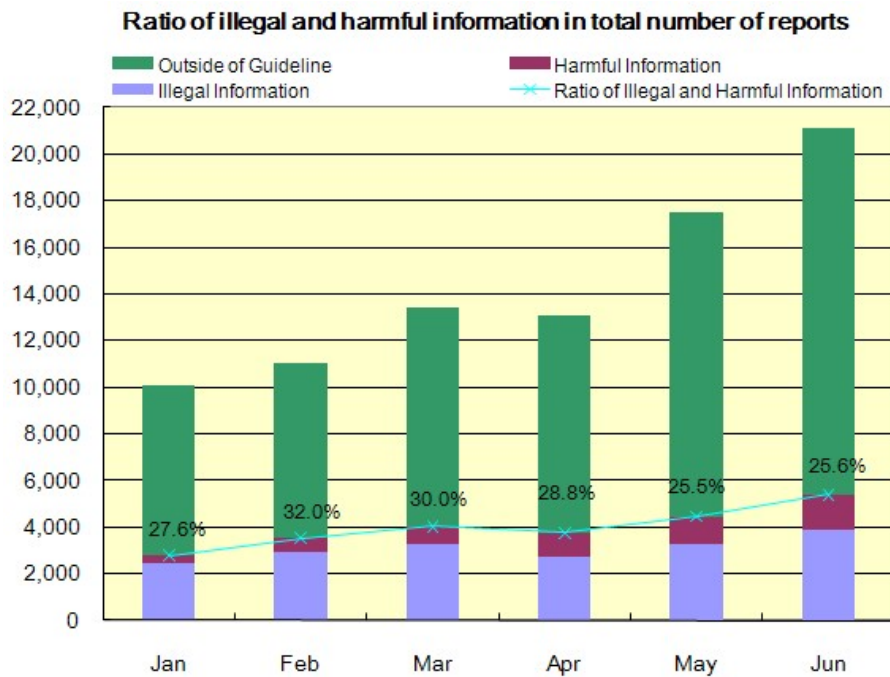
Harmful information	Total Number of Reports		
	Domestic	Overseas	Total
Information which directly and explicitly contracts, mediates or invites for illegal conduct	1,940	3,038	4,978
Information which is difficult to judge illegal but seems to be illegal	423	23	446
Information related to suicide invitation to other	16	1	17
Total	2,379	3,062	5,441

2-3. Reports which are out of scope of the guideline...Total of 62,284 cases

Reports which are out of scope of the guideline	Total Number of Reports
Defamation ,Slander	416
Notice of murder, notice of explosion	242
Infringement of intellectual properties	1,356
Inappropriate information for children	35,116
Other	25,154
Total	62,284

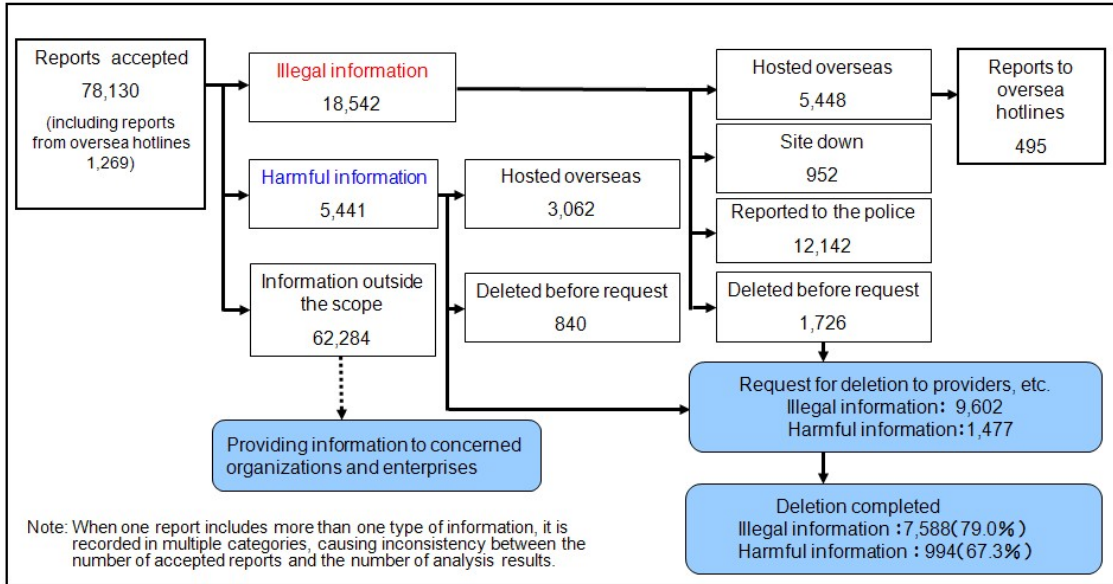
2-4. Ratio of illegal and harmful information in total number of reports

The graph below shows the ratio of illegal and harmful information which we analyzed upon our guideline.



3. Procedure Status

Procedure status of first year half 2010 is as shown below.



3-1 Illegal Information

We have judged 18,542 cases (including reports hosted overseas) as illegal. 12,142 cases were reported to the National Police Agency, and 9,602 cases were requested to the service providers to be removed. 7,588 cases (79.0%) were deleted as a result.

Illegal Information	Result of procedure		
	Police	ISP	Deletion completed
Publicly displaying obscene materials	4,508	3,600	3,280
Publicly displaying child pornography	1,813	1,069	830
Advertisement in violation of prostitution prevention law	0	0	0
Enticement in violation of dating site regulation law	354	209	195
Publicly inciting or soliciting others to abuse controlled substances	106	88	59
Advertisement on controlled substances	2,204	1,893	1,083
Enticement of business accounts business	1,865	1,616	1,202
Enticement of anonymous rental or transfer of mobile phone without notice	1,292	1,127	939
Total	12,142	9,602	7,588

3-2 Harmful Information

Out of 5,441 cases that were judged as harmful information against public order and morals (including reports hosted overseas), 1,477 cases were requested to the service providers to be removed. 994 cases (67.3%) were deleted as a result.

Harmful information	Result of procedure	
	ISP	Deletion completed
Information which directly and explicitly contracts, mediates or invites illegal conduct	1,162	770
Information which is difficult to judge illegal but seems to be illegal	301	221
Information related to suicide invitation to other	14	3
Total	1,477	994

3-3 Reports which are out of scope of the guideline

In 62,284 cases of non-objective information, some cases were forwarded to relevant authorities when needed for life guarding and crime prevention purposes.

Category	Number	Addressee
Defamation ,Slander	0	Human Rights Bureau
Notice of murder, notice of explosion	23	Prefectural Police
Suicide Notice	0	Prefectural Police
Infringement of intellectual properties	1,020	Right Holders Society
Total	1,043	

4. International Partnership

In March 2007, we joined INHOPE, the network of Internet hotline centers around the world, and enabled us to enhance the collaborative work and share information globally. In the first year half of 2010, we have reported 495 cases to oversea hotlines. We received 1,269 from other hotlines and acted promptly.

4-1. Total number of reports made to International Hotlines

	Jan	Feb	Mar	Apr	May	June	Total
Forwarded reports	33	62	84	122	123	71	495

4-1-1. Country Name

Country Name	Total
United States	422
Korea	55
Netherlands	13
Russia	2
Czech Republic	1
France	1
Germany	1
Total	495

4-1-2. Analysis of Reports

Illegal Information	Jan	Feb	Mar	Apr	May	June	Total
Obscene Images	2	1	7	4	27	9	50
Child Pornography	31	61	77	118	96	62	445
Total	33	62	84	122	123	71	495

4-2. Total number of reports received from International Hotlines

	Jan	Feb	Mar	Apr	May	June	Total
Received Reports	60	98	50	99	176	786	1,269

4-2-1. Country Name (Organization Name)

Country	Organization Name	Total
United Kingdom	IWF	1,017
Canada	cybertip.ca	42
Finland	STC Finland	32
Poland	NASK	29
Russia	National Internet-Safety Node in Russia	17
	Friendly Runet Foundation	10
Australia	ACMA	18
Netherlands	meldpunt	18
Germany	FSM	10
	jugendschutz.net	4
	ECO	1
France	AFA	14
Denmark	Red Barnet	12
Spain	Protegeles	10
Austria	Stopline	9
Czech Republic	Our Child Foundation	6
Ireland	ISPAI	6
Taiwan	ECPAT Taiwan	4
Slovenia	Spletno Oko	4
Portugal	FCCN	3
Italy	Telefono Azzuro	2
Luxembourg	LISA Stopline	1
Total		1,296

4-2-2. Analysis of Reports

Illegal Information	Jan	Feb	Mar	Apr	May	June	Total
Obscene Image	21	14	4	6	20	63	128
Child Pornography	29	61	35	27	28	131	311
Total	50	75	39	33	48	194	439