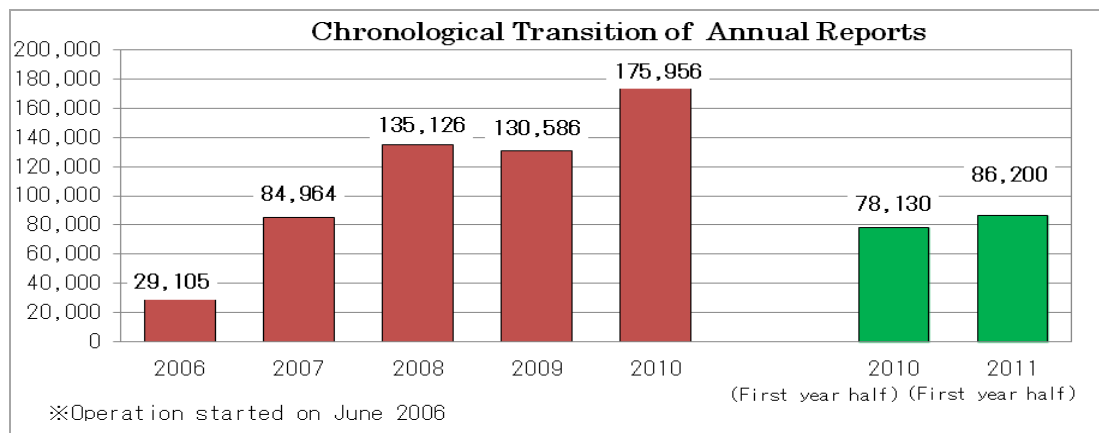
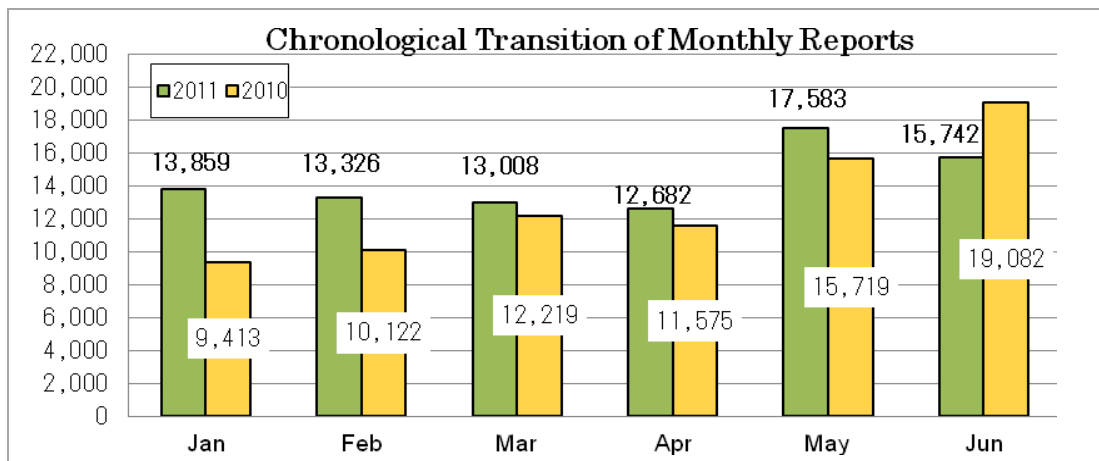


**First Year Half of 2011 Statistics**

Since starting operation in June 2006, the Internet Hotline Center has received reports from Internet users pertaining to illegal and harmful content which may be considered offensive to the general public. When the information is found to be illegal, we notify the National Police Agency. Then illegal and harmful information will be requested to the content owner and/or service provider to be removed. Following is the statistics of first year half of 2011.

**1. Total Number of Reports Received・・・86,200**

We have received 86,200 reports from January to June 2011.



## 2. Analysis of Reports

All the reports submitted to us are analyzed and categorized based on the operational guideline (<http://www.internethotline.jp/guideline/index.html> in Japanese).

Following is the outcome of the analysis.

### 2-1. Illegal Information・・・ Total of 19,286 cases

Out of a total of 86,200 reports we have received, we have analyzed total of 90,437, and 21.3% was judged illegal including 34.8% of them was hosted in overseas servers.

Illegal Information	Total Number of Reports		
	Domestic	Overseas	Total
Publicly displaying obscene materials	6,275	3,970	10,245
Publicly displaying child sexual abuse image	1,082	1,097	2,179
Advertisement in violation of prostitution prevention law	2	0	2
Enticement in violation of dating site regulation law	485	3	488
Publicly inciting or soliciting others to abuse controlled substances	162	5	167
Advertisement on controlled substances	3,795	1,561	5,356
Enticement of business accounts business	507	44	551
Enticement of anonymous rental or transfer of mobile phone without notice	266	32	298
<b>Total</b>	<b>12,574</b>	<b>6,712</b>	<b>19,286</b>

### 2-2. Harmful Information・・・ Total of 3,053 reports

3.4%(3,053 reports) were judged harmful information including 72.0% of them were hosted in overseas servers.

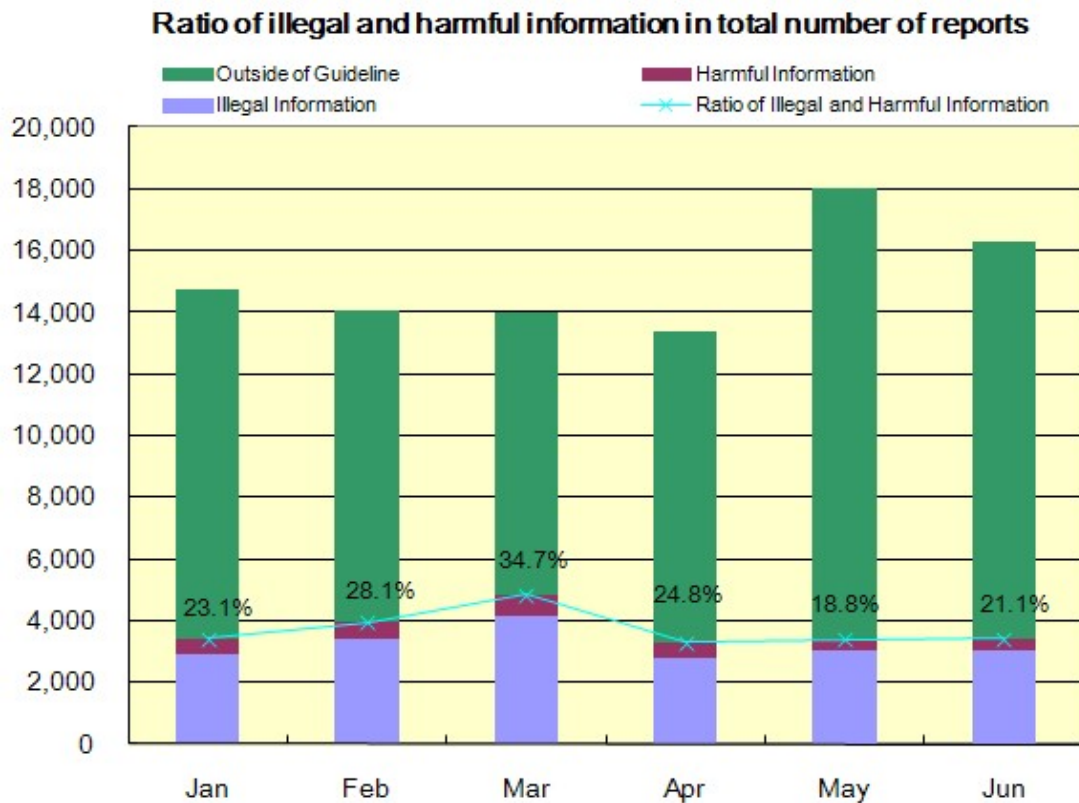
Harmful information	Total Number of Reports		
	Domestic	Overseas	Total
Information which directly and explicitly contracts, mediates or invites for illegal conduct	296	2,161	2,457
Information which is difficult to judge illegal but seems to be illegal	550	36	586
Information related to suicide invitation to other	10	0	10
<b>Total</b>	<b>856</b>	<b>2,197</b>	<b>3,053</b>

**2-3. Reports which are out of scope of the guideline...Total of 68,098 cases**

Reports which are out of scope of the guideline	Total Number of Reports
Defamation ,Slander	570
Notice of murder, notice of explosion	287
Infringement of intellectual properties	955
Inappropriate information for children	40,039
Other	26,247
<b>Total</b>	<b>68,098</b>

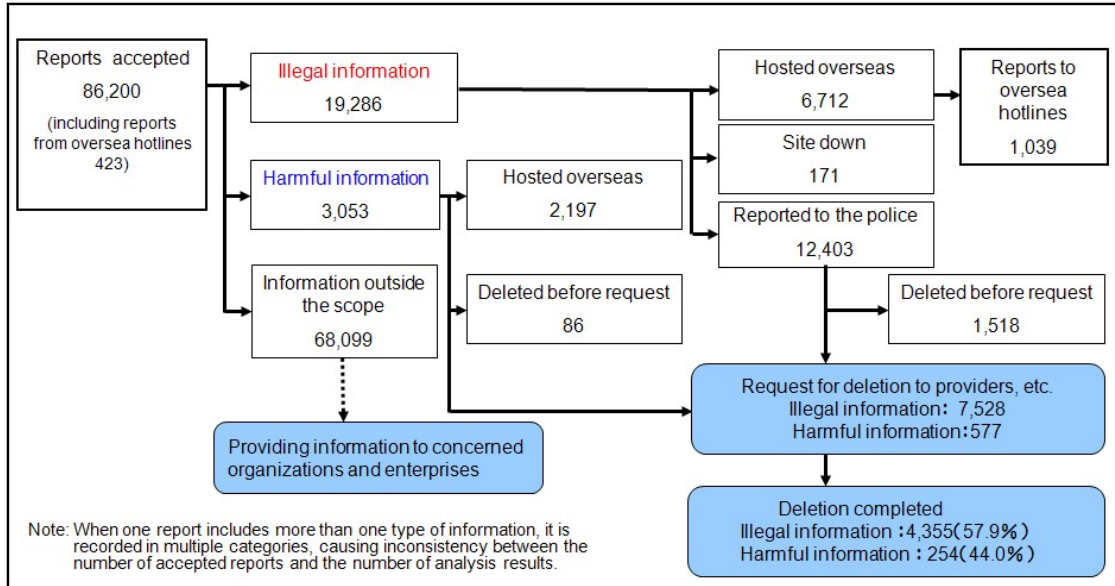
**2-4. Ratio of illegal and harmful information in total number of reports**

The graph below shows the ratio of illegal and harmful information which we analyzed upon our guideline.



### 3. Procedure Status

Procedure status of first year half of 2011 is as shown below.



#### 3-1 Illegal Information

We have judged 19,286 cases (including reports hosted overseas) as illegal. 12,403 cases were reported to the National Police Agency, and 7,528 cases were requested to the service providers to be removed. 4,355 cases (57.9%) were deleted as a result.

Illegal Information	Result of procedure		
	Police	ISP	Deletion completed
Publicly displaying obscene materials	6,186	3,273	3,187
Publicly displaying child pornography	1,055	464	438
Advertisement in violation of prostitution prevention law	2	2	2
Enticement in violation of dating site regulation law	456	218	211
Publicly inciting or soliciting others to abuse controlled substances	159	81	23
Advertisement on controlled substances	3,785	2,899	305
Enticement of business accounts business	501	436	117
Enticement of anonymous rental or transfer of mobile phone without notice	259	155	72
<b>Total</b>	<b>12,403</b>	<b>7,528</b>	<b>4,355</b>

### 3-2 Harmful Information

Out of 3,053 cases that were judged as harmful information against public order and morals (including reports hosted overseas), 577 cases were requested to the service providers to be removed. 254 cases (44.0%) were deleted as a result.

Harmful information	Result of procedure	
	ISP	Deletion completed
Information which directly and explicitly contracts, mediates or invites illegal conduct	157	70
Information which is difficult to judge illegal but seems to be illegal	412	176
Information related to suicide invitation to other	8	8
<b>Total</b>	<b>577</b>	<b>254</b>

### 3-3 Reports which are out of scope of the guideline

In 68,098 cases of non-objective information, some cases were forwarded to relevant authorities when needed for life guarding and crime prevention purposes.

Category	Number	Addressee
Defamation ,Slander	1	Human Rights Bureau
Notice of murder, notice of explosion	29	Prefectural Police
Infringement of intellectual properties	943	Right Holders Society
<b>Total</b>	<b>973</b>	

#### 4. International Partnership

In March 2007, we joined INHOPE, the network of Internet hotline centers around the world, and enabled us to enhance the collaborative work and share information globally. In the first year half of 2011, we have reported 1,039 cases to oversea hotlines. We received 423 from other hotlines and acted promptly.

##### 4-1. Total number of reports made to International Hotlines

	Jan	Feb	Mar	Apr	May	June	Total
Forwarded reports	277	149	272	156	95	90	1,039

##### 4-1-1. Country Name

Country Name	Total
United States	1,000
Korea	17
Russia	8
Netherlands	4
Canada	3
Germany	3
Czech Republic	1
Taiwan	1
Luxembourg	1
France	1
<b>Total</b>	<b>1,039</b>

##### 4-1-2. Analysis of Reports

Illegal Information	Jan	Feb	Mar	Apr	May	June	Total
Obscene Images	0	4	3	2	3	5	17
Child Pornography	277	145	269	154	92	85	1,022
<b>Total</b>	<b>277</b>	<b>149</b>	<b>272</b>	<b>156</b>	<b>95</b>	<b>90</b>	<b>1,039</b>

##### 4-2. Total number of reports received from International Hotlines

	Jan	Feb	Mar	Apr	May	June	Total
Received Reports	82	33	64	101	64	79	423

#### 4-2-1. Country Name (Organization Name)

Country Name	Total
United Kingdom	119
Germany	51
Canada	37
Spain	34
United States	30
Czech Republic	28
Poland	26
Australia	26
Denmark	21
Netherlands	15
Finland	10
Austria	8
France	6
Russia	5
Ireland	2
Taiwan	2
Portugal	1
Italy	1
Bulgaria	1
<b>Total</b>	<b>423</b>

#### 4-2-2. Analysis of Reports

Illegal Information	Jan	Feb	Mar	Apr	May	June	Total
Obscene Image	21	1	15	15	2	25	<b>79</b>
Child Pornography	34	22	30	58	10	29	<b>183</b>
<b>Total</b>	<b>55</b>	<b>23</b>	<b>45</b>	<b>73</b>	<b>12</b>	<b>54</b>	<b>262</b>