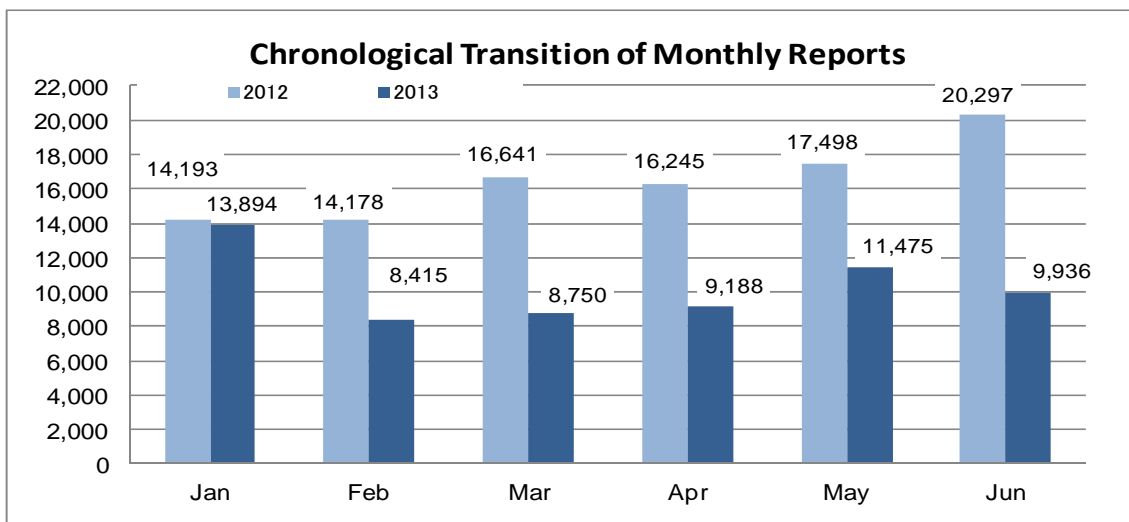
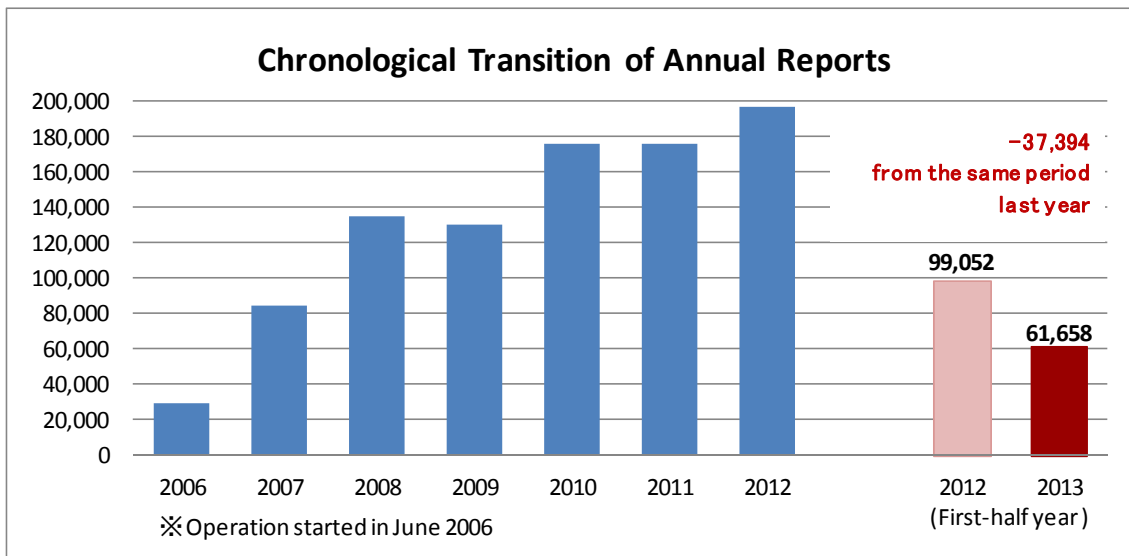


2013 first-half year statistics

Internet Hotline Center (IHC) Japan which is run by the Internet Association Japan has been in operation since June 2006 as part of a project under contract from the National Police Agency. Since then, we have been receiving reports from Internet users regarding illegal and/or harmful content which may be considered as offensive to the general public. When the information is found to be illegal, we would notify the National Police Agency and then would request the content owner and/or service provider to remove the illegal and/or harmful information. Following are the statistics for the first half of the year 2013.

1 Total Number of Reports Received・・・61,658

We have received 61,658 reports from January to June in 2013.



2 Analysis of Reports

All reports submitted to us are analyzed and categorized based on the operational guideline (<http://www.internethotline.jp/guideline/index.html>).

Following is the outcome of the analysis.

2-1 Illegal Information··· Total of 14,014 cases

Analysis of the 61,658 reports received resulted in 63,160 cases recognized. Of those, 14,014 cases comprising 22.2% (21.2% or 3,777 cases less compared to the same period of the previous year) were judged as illegal information. Of those in turn, 33.9% were overseas cases*.

Illegal Information	Total Number of Reports		
	Domestic	Overseas	Total
Publicly displaying obscene materials	7,311	3,518	10,829
Publicly displaying child sexual abuse image	467	915	1,382
Advertisement in violation of prostitution prevention law	13	3	16
Enticement in violation of dating site regulation law	572	19	591
Publicly inciting or soliciting others to abuse controlled substances	62	34	96
Advertisement on controlled substances	441	145	586
Enticement of business accounts business	193	71	264
Enticement of anonymous rental or transfer of mobile phone without notice	194	45	239
Act of illegally requesting input of identification codes	6	5	11
Act of promoting illegal access	0	0	0
Total	9,259	4,755	14,014

* "Overseas cases" refers to cases where the site-administrator of the reported information is unknown or resides in a foreign country, and the information is stored on an overseas server.

2-2 Harmful Information... Total of 1,834 reports

1,834 cases (equal to 2.9% of total analysis result, down 60.2% [-2,779] from the same period last year) were judged as harmful information, of which 50.7% were overseas cases.

Harmful information	Total Number of Reports		
	Domestic	Overseas	Total
Information which directly and explicitly contracts, mediates or invites for illegal conduct	439	870	1,309
Information which is difficult to judge as illegal but seems to be illegal	394	56	450
Information related to suicide invitation to other	72	3	75
Total	905	929	1,834

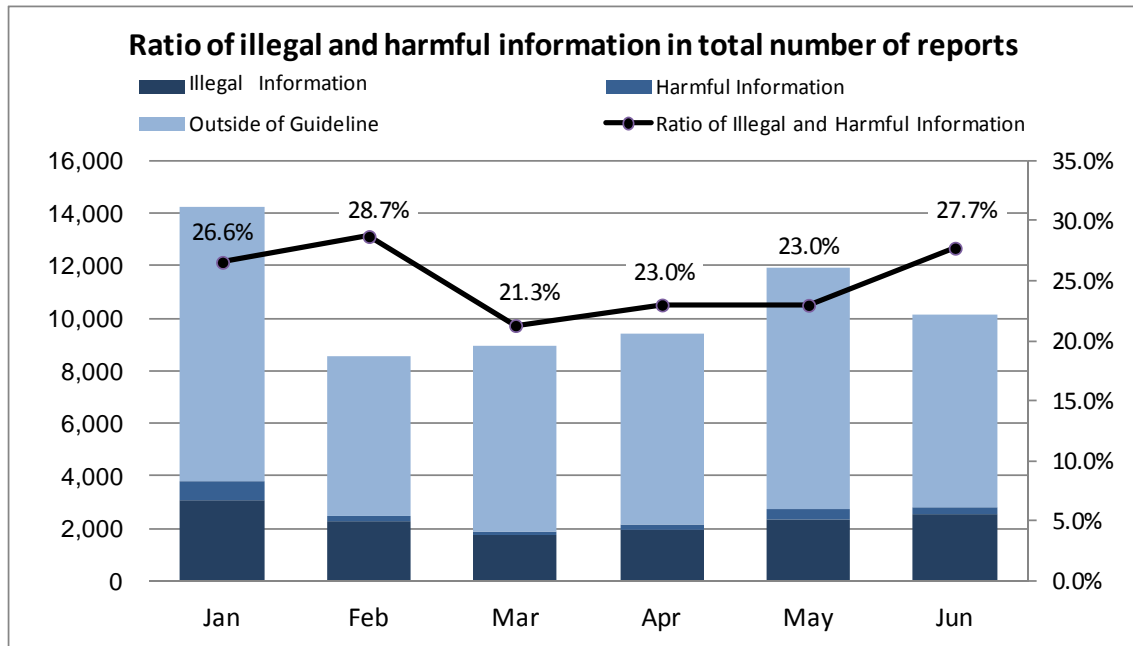
2-3 Beyond scope of the guideline... Total of 47,312 cases

47,312 cases (equal to 74.9% of total analysis result, down 40.3% [-31,999] from the same period last year) were beyond scope based on the operational guideline. 2,528 cases out of the 47,312 beyond scope were forwarded to organizations relevant to the protection of human life and/or prevention of crime.

Beyond scope of the guideline	Total Number of Reports
Defamation, Slander	1,343
Notice of murder, notice of explosion	870
Infringement of intellectual properties	2,346
Information inappropriate for children	15,713
Other	27,040
Total	47,312

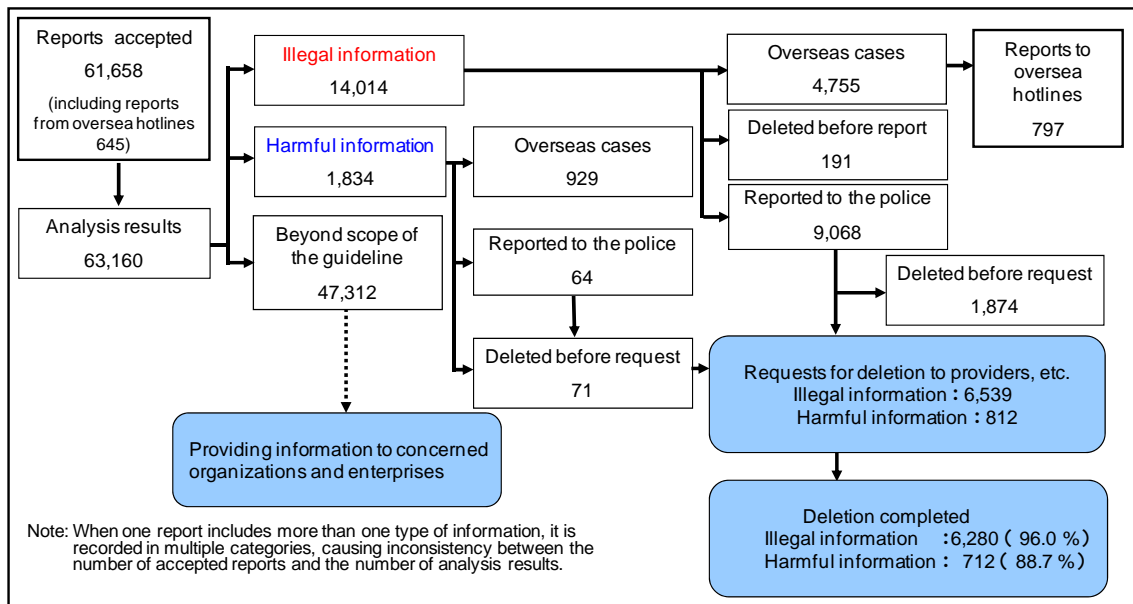
2-4 Total Number of Illegal and Harmful Information

The graph below shows the trend over time of information considered as illegal and harmful as a result of analysis based on our guideline.



3 Procedure Status

Procedure status of the first half of the year 2013 is as shown below.



3-1 Illegal Information

9,259 cases out of the 14,014 judged as illegal information were hosted in Japan. Of those, 9,068 cases were reported to the National Police Agency (this excludes those that were deleted before the reporting). For 6,539 cases, requests for removal were sent to the relevant ISPs and as a result, 6,280 cases (96.0%) were removed.

Illegal Information	Result of procedure		
	Police	ISP	Removal completed
Publicly displaying obscene materials	7,202	5,446	5,385
Publicly displaying child sexual abuse image	402	122	114
Advertisement in violation of prostitution prevention law	12	12	11
Enticement in violation of dating site regulation law	572	270	269
Publicly inciting or soliciting others to abuse controlled substances	61	53	30
Advertisement on controlled substances	430	309	265
Enticement of business accounts business	190	161	150
Enticement of anonymous rental or transfer of mobile phone without notice	193	166	56
Act of illegally requesting input of identification codes	6	0	0
Act of promoting illegal access	0	0	0
Total	9,068	6,539	6,280

3-2 Harmful Information

905 cases out of the 1,834 judged as harmful information were hosted in Japan. Of those, 64 cases were reported to the National Police Agency. For 812 cases (excluding those removed before the requesting), requests for removal were sent to the relevant ISPs, and as a result, 712 cases (87.7%) were removed.

Harmful information	Result of procedure		
	Police	ISP	Removal completed
Information which directly and explicitly contracts, mediates or invites illegal conduct	60	374	316
Information which is difficult to judge as illegal but seems to be illegal	4	366	340
Information related to suicide invitation to other	0	72	56
Total	64	812	712

4 International Partnership with the INHOPE Network

Since March 2007, the IHC has been a full member of INHOPE which is an international network of the Internet Hotlines. We have been tackling illegal information in cooperation with hotlines of other countries that have joined INHOPE. In the first half of the year 2013, we reported 797 cases to overseas hotlines and received 645 cases from hotlines and acted upon them promptly.

4-1 Total number of reports sent to Overseas Hotlines

	Jan	Feb	Mar	Apr	May	Jun	Total
Child Pornography	62	47	107	208	131	242	797

4-1-1 Number of reports sent to Overseas Hotlines (by country)

Country Name	Total
United States of America	552
Australia	90
Korea	77
Russia	32
Netherlands	24
France	11
Czech Republic	7
Canada	2
United Kingdom	1
Taiwan	1
Total	797

4-2 Total number of reports received from Overseas Hotlines

	Jan	Feb	Mar	Apr	May	Jun	Total
Received Reports	172	56	78	166	107	66	645

4-2-1 Number of reports received from Overseas Hotlines (by country)

Country Name	Total
Germany	82
Portugal	74
United Kingdom	71
Canada	52
Austria	45
Netherlands	45
United States of America	39
Spain	38
Denmark	35
Finland	29
Poland	25
Australia	19
France	16
Slovakia	12
Russia	12
Hungary	10
Taiwan	8
Greece	7
Ireland	6
Italy	5
Lithuania	4
Turkey	3
Czech Republic	2
Latvia	2
Estonia	1
Slovenia	1
Bulgaria	1
Luxembourg	1
Total	645

4-2-2 Analysis of Reports

Illegal Information	Jan	Feb	Mar	Apr	May	Jun	Total
Obscene Image	89	29	38	45	35	21	257
Child Pornography	97	29	45	69	55	41	336
Total	186	58	83	114	90	62	593