

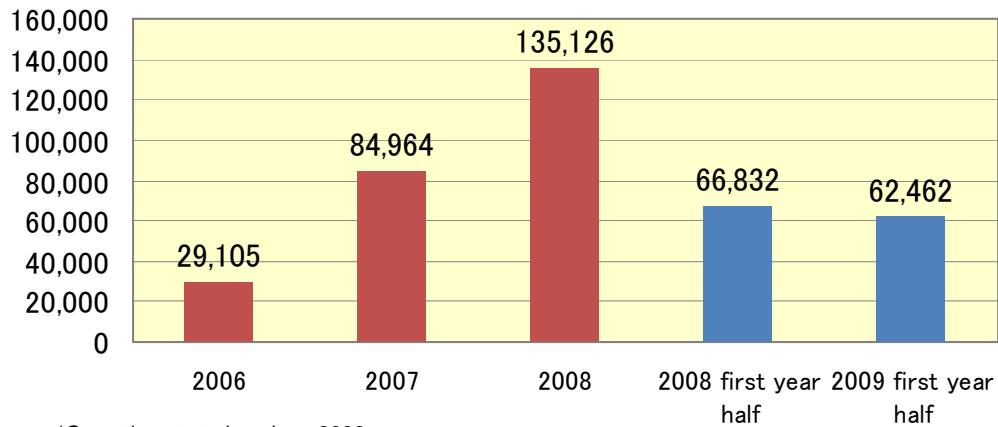
First Year Half of 2009 Statistics

Since starting operation in June 2006, the Internet Hotline Center has received reports from internet users pertaining to illegal and harmful content which may be considered offensive to the general public. When the information is found illegal or harmful, we request to the service providers or the administrators of the web forum to remove the contents as well as report to the National Police Agency when it was illegal. Following is the statistics of first year half of 2009.

1.Total Number of Reports Received・・・62,462

We have received 62,462 reports from January to June 2009.

Chronological Transition of reports



*Operation started on June 2006

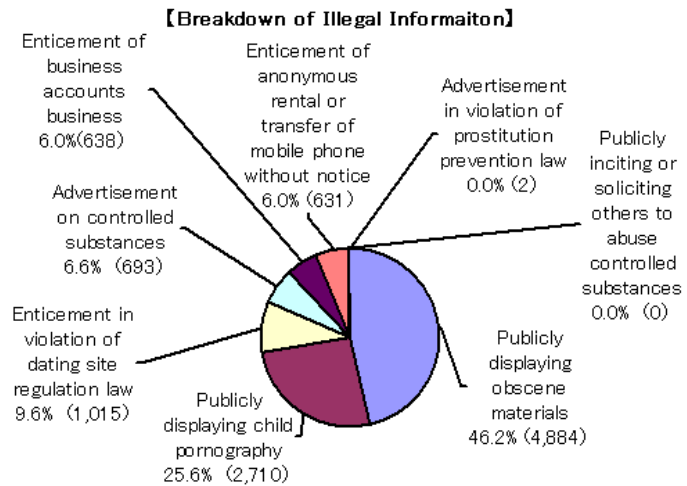
2. Analysis of Reports

All the reports submitted to us are analyzed and categorized based on the operational guideline (<http://www.internethotline.jp/guideline/index.html>).

Following is the outcome of the analysis.

2-1. Illegal Information... 10,573

Out of a total of 62,462 reports we have received, we have analyzed total of 67,478 cases, and 15.7% was judged as illegal information, including 25.3% of them were hosted in oversea servers.



Illegal Information	Number of Reports		
	Domestic	Overseas	Total
Publicly displaying obscene materials	2,654	2,230	4,884
Publicly displaying child pornography	2,332	378	2,710
Advertisement in violation of prostitution prevention law	2	0	2
Enticement in violation of dating site regulation law	1,013	2	1,015
Publicly inciting or soliciting others to abuse controlled substances	0	0	0
Advertisement on controlled substances	681	12	693
Enticement of business accounts business	615	23	638
Enticement of anonymous rental or transfer of mobile phone without notice	603	28	631
Total	7,900	2,673	10,573

2-2. Harmful Information...3,535

5.2%(3,535 reports) were judged as harmful information, including 47.3% of them were hosted in oversea servers.

Harmful information	Number of Reports		
	Domestic	Overseas	Total
Information which directly and explicitly contracts, mediates or invites illegal conduct	1,716	1,658	3,374
Information which is difficult to judge illegal but seems to be illegal	83	13	96
Information related to suicide invitation to other	65	0	65
Total	1,864	1,671	3,535

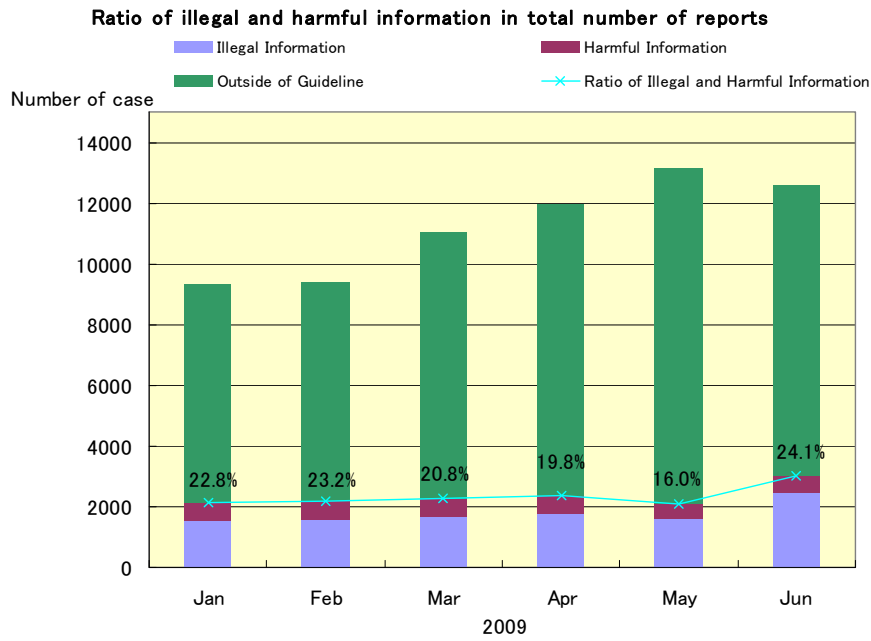
2-3. Reports which are out of scope of our guideline... 53,370

Followings are the reports of which were neither illegal nor harmful. We normally don't take any action on these reports; however some of them which relate to copyright piracy or invasion of privacy are forwarded to the appropriate body. In cases of an emergency such as suicide note and bomb hoax, we report them to the police.

Reports which are out of scope of our guideline	Number of Reports
Defamation, Slander	88
Notice of murder, notice of explosion	259
Infringement of intellectual properties	696
Inappropriate information for children excluded from above	24,543
Other (None of the above)	27,784
Total	53,370

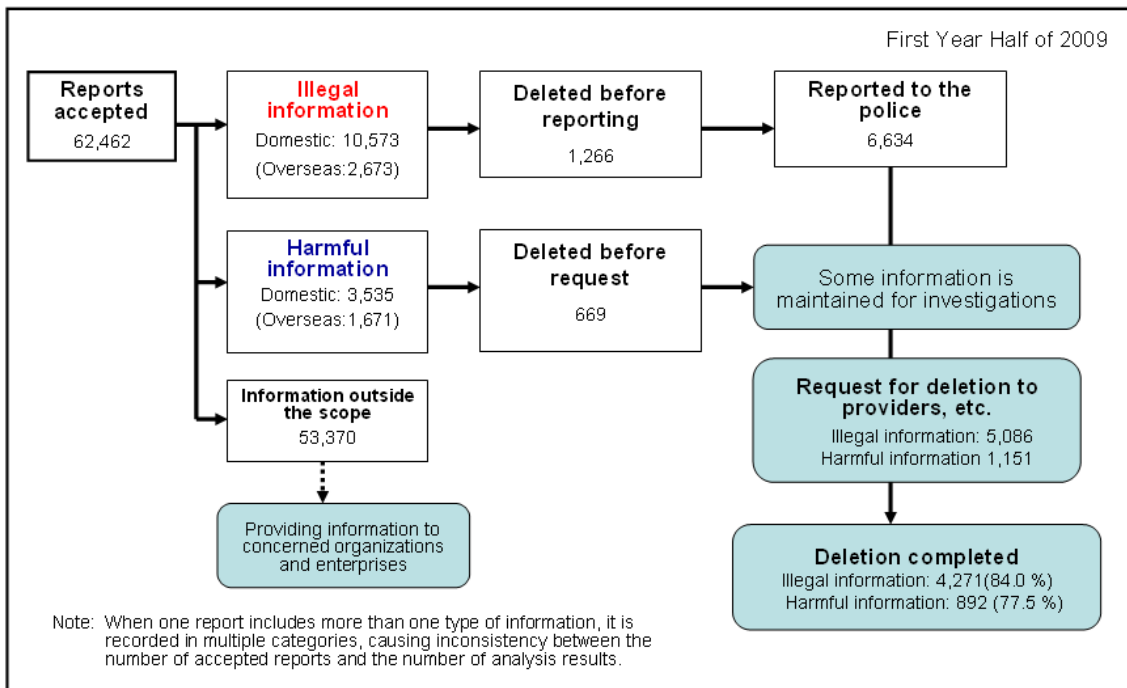
2-4. Ratio of illegal and harmful information in total number of reports

The graph below shows the ratio of illegal and harmful information which we analyzed upon our guideline.



3. Procedure Status

Procedure status of first year half of 2009 is as shown below.



3-1 Illegal Information

We have judged 10,573 reports (including 2,673 were hosted overseas) as illegal. 6,634 cases were reported to the National Police Agency, and 5,086 cases were required to be deleted by the service providers. 4,271 cases (84.0%) were successfully terminated.

Illegal Information	Result of procedure			
	Terminated before request	Police	Service Provider	Terminated
Publicly displaying obscene materials	481	2,173	1,626	1,496
Publicly displaying child pornography	494	1,838	1,179	1,098
Advertisement in violation of prostitution prevention law	0	2	2	1
Enticement in violation of dating site regulation law	98	915	700	675
Publicly inciting or soliciting others to abuse controlled substances	0	0	0	0
Advertisement on controlled substances	59	622	583	294
Enticement of business accounts business	69	546	503	374
Enticement of anonymous rental or transfer of mobile phone without notice	65	538	493	333
Total	1,266	6,634	5,086	4,271

3-2 Harmful Information

Out of 3,535 reports that were judged as harmful information which is against public order and morals (1,671 were hosted overseas), 1,151 cases were requested to be terminated. 892 cases (77.5%) were successfully terminated.

Harmful information	Result of procedure		
	Terminated before request	ISP	Terminated
Information which directly and explicitly contracts, mediates or invites illegal conduct	621	1,059	848
Information which is difficult to judge illegal but seems to be illegal	46	29	29
Information related to suicide invitation to other	2	63	15
Total	669	1,151	892

3-3 Reports which are out of scope of our guideline

In 53,370 cases of non-objective information, some cases were forwarded to relevant authorities when needed for life guarding and crime prevention purposes.

Category	Number	Addressee
Defamation, Slander	0	Civil Liberties Bureau
Notice of murder, notice of explosion	6	Prefectural Police
Suicide Notice	1	Prefectural Police
Infringement of intellectual properties	626	Right Holders Group
Total	633	

4. International Partnership

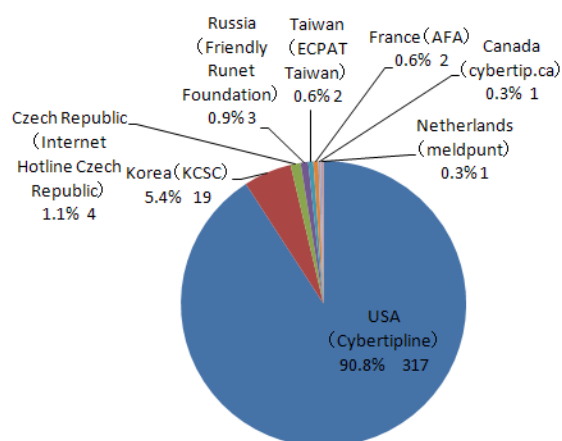
In March 2006, we joined INHOPE, the network of internet hotline centers around the world, and enabled us to enhance the collaborative work and share information globally. In the first year half of 2009, we have reported 349 cases to oversea hotline centers. We have received 313 reports from other hotlines and acted accordance with the law in Japan.

4-1.Total number of reports made to International Hotlines

	Jan	Feb	Mar	Apr	May	June	Total
Forwarded reports	38	56	61	65	44	85	349

4-1-1. Country Name (Org. Name)

	Total
USA (Cybertipline)	317
Korea (KCSC)	19
Czech Republic (Internet Hotline Czech Republic)	4
Russia (Friendly Runet Foundation)	3
Taiwan (ECPAT Taiwan)	2
France (AFA)	2
Canada (cybertip.ca)	1
Netherlands (meldpunt)	1
Total	349



4-1-2. Breakdown of reports

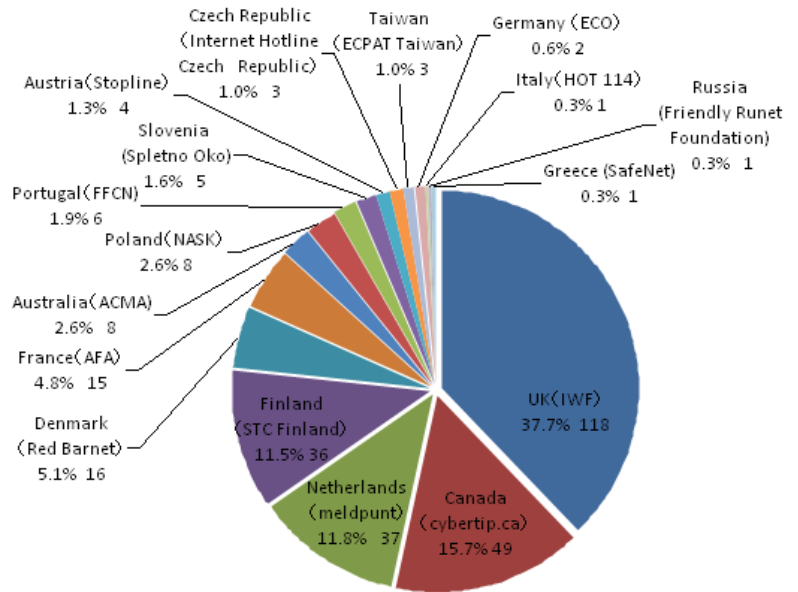
Illegal Information	Jan	Feb	Mar	Apr	May	June	Total
Obscene Images	0	3	3	3	0	4	13
Child Pornography	38	53	58	62	44	81	336
Total	38	56	61	65	44	85	349

4-2. Total number of reports received from International Hotlines

	Jan	Feb	Mar	Apr	May	June	Total
Received Reports	35	63	36	44	63	72	313

4-2-1. Country Name (Org. Name)

	Total
UK (IWF)	118
Canada (cybertip.ca)	49
Netherlands (meldpunt)	37
Finland (STC Finland)	36
Denmark (Red Barnet)	16
France (AFA)	15
Australia (ACMA)	8
Poland (NASK)	8
Portugal (FFCN)	6
Slovenia (Spletno Oko)	5
Austria (Stopline)	4
Czech Republic (Internet Hotline Czech Republic)	3
Taiwan (ECPAT Taiwan)	3
Germany (ECO)	2
Italy (HOT 114)	1
Russia (Friendly Runet Foundation)	1
Greece (SafeNet)	1
Total	313



4-2-2. Breakdown of reports

Illegal Information	Jan	Feb	Mar	Apr	May	June	Total
Obscene Image	17	26	8	12	23	32	118
Child Pornography	14	36	11	18	43	40	162
Total	31	62	19	30	66	72	280