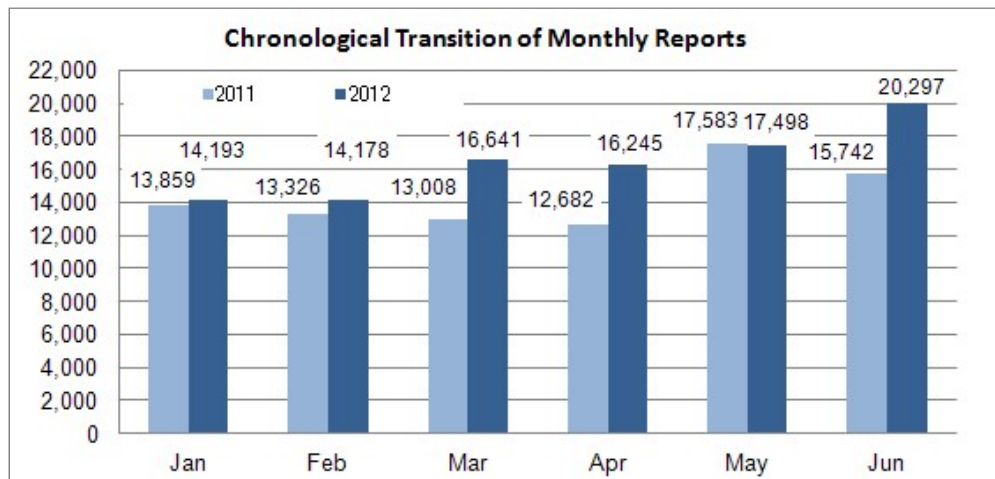
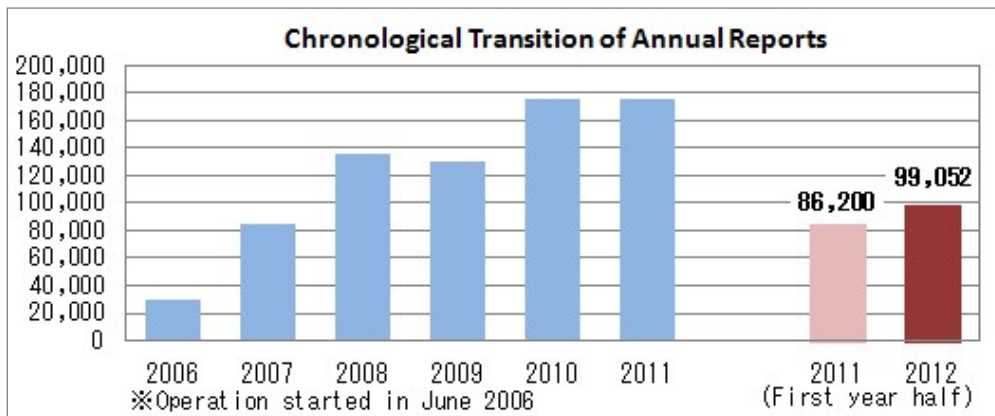


First half-year of 2012 Statistics

Internet Hotline Center Japan has been operated by the Internet Association Japan as a part of project contacted by the National Police Agency. Since starting operation in 2006, the Internet Hotline Center Japan has received reports from Internet users pertaining to illegal and harmful content which may be considered offensive to the general public. When the information is found to be illegal, we notify the National Police Agency. Then illegal and harmful information will be requested to the content owner and/or service provider to be removed. Following are the statistics of first half-year of 2012.

1.Total Number of Reports Received・・・99,052

We have received 99,052 reports from January to June in 2012.



2. Analysis of Reports

All reports submitted to us are analyzed and categorized based on the operational guideline (<http://www.internethotline.jp/guideline/index.html>).

Following is the outcome of the analysis.

2-1. Illegal Information・・・ Total of 36,573 cases

Out of a total of 99,052 reports we have received, we have analyzed total of 101,715, and 17.5% were judged illegal including 37.6% of them were hosted in overseas servers.

Illegal Information	Total Number of Reports		
	Domestic	Overseas	Total
Publicly displaying obscene materials	7,129	5,256	12,385
Publicly displaying child sexual abuse image	516	882	1,398
Advertisement in violation of prostitution prevention law	0	0	0
Enticement in violation of dating site regulation law	422	65	487
Publicly inciting or soliciting others to abuse controlled substances	156	16	172
Advertisement on controlled substances	1,889	306	2,195
Enticement of business accounts business	804	101	905
Enticement of anonymous rental or transfer of mobile phone without notice	193	56	249
Total	11,109	6,682	17,791

2-2. Harmful Information・・・ Total of 4,613 reports

4.5%(4,613 reports) were judged harmful information including 38.5% of them were hosted in overseas servers.

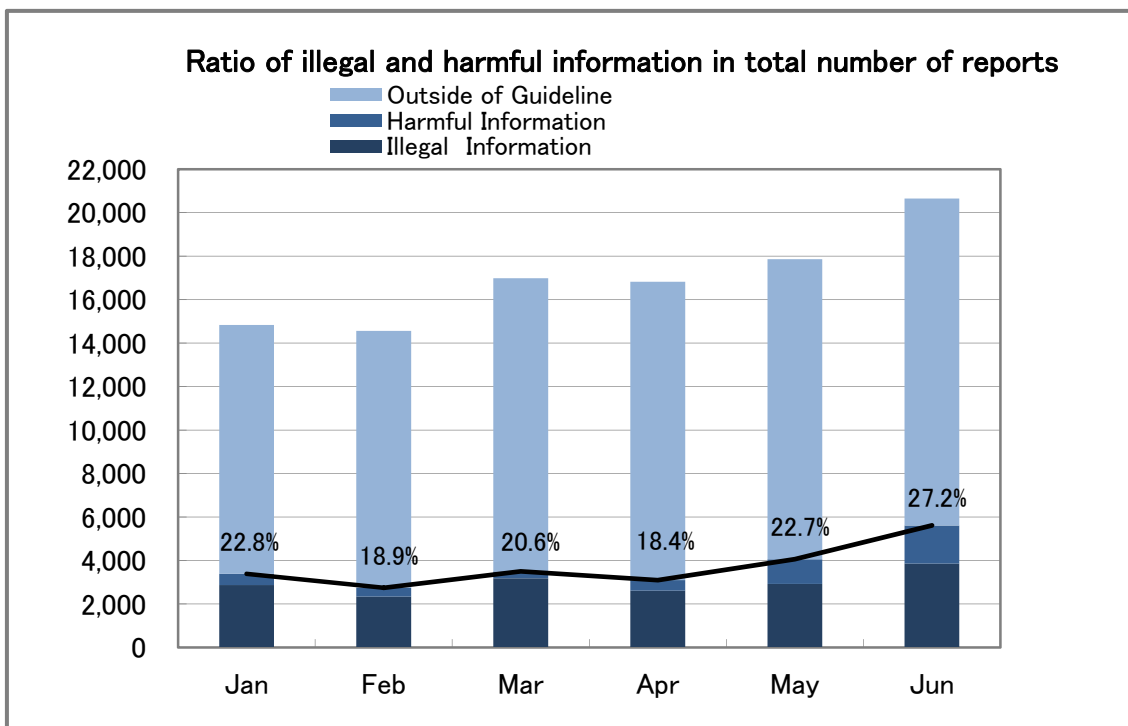
Harmful information	Total Number of Reports		
	Domestic	Overseas	Total
Information which directly and explicitly contracts, mediates or invites for illegal conduct	1,774	1,682	3,456
Information which is difficult to judge illegal but seems to be illegal	1,038	90	1,128
Information related to suicide invitation to other	23	6	29
Total	2,835	1,778	4,613

2-3. Reports which are out of scope of the guideline...Total of 79,311 cases

Reports which are out of scope of the guideline	Total Number of Reports
Defamation ,Slander	723
Notice of murder, notice of explosion	780
Infringement of intellectual properties	3,842
Inappropriate information for children	35,771
Other	38,195
Total	79,311

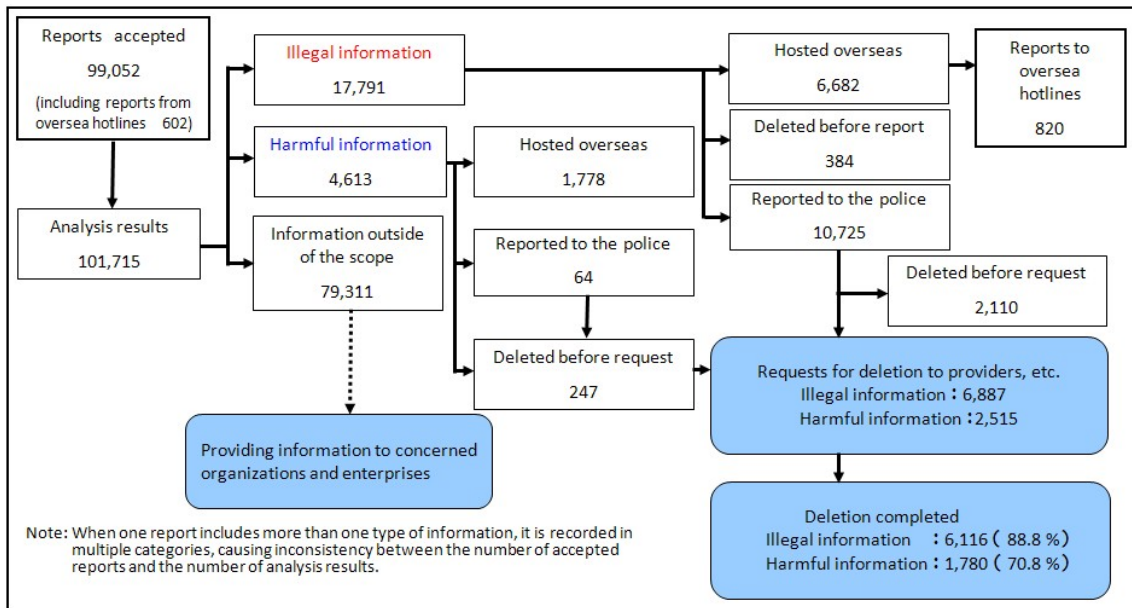
2-4. Total Number of Illegal and Harmful Information

The graph below shows the ratio of illegal and harmful information which we analyzed upon our guideline.



3. Procedure Status

Procedure status of First half-year of 2012 is as shown below.



3-1. Illegal Information

We have judged 17,791 cases as illegal and 10,725 cases (excluding the ones deleted before reporting to National Police Agency) were reported to the National Police Agency. 6,887 cases were requested to be removed by the ISPs. 6,116 cases (88.8%) were deleted as a result.

Illegal Information	Result of procedure		
	Police	ISP	Deletion completed
Publicly displaying obscene materials	6,961	4,432	4,256
Publicly displaying child sexual abuse image	457	159	141
Advertisement in violation of prostitution prevention law	0	0	0
Enticement in violation of dating site regulation law	416	253	230
Publicly inciting or soliciting others to abuse controlled substances	137	71	60
Advertisement on controlled substances	1,781	1,207	811
Enticement of business accounts business	785	662	541
Enticement of anonymous rental or transfer of mobile phone without notice	188	103	77
Total	10,725	6,887	6,116

3-2. Harmful Information

Out of 4,613 cases that were judged as harmful information, 64 cases were reported to the National Police Agency. 2,515 cases (excluding the ones deleted before requesting to the ISPs) were requested to be removed. 1,780 cases (70.8%) were deleted as a result.

Harmful information	Result of procedure		
	Police	ISP	Deletion completed
Information which directly and explicitly contracts, mediates or invites illegal conduct	54	1,683	1,163
Information which is difficult to judge illegal but seems to be illegal	10	811	605
Information related to suicide invitation to other	0	21	12
Total	64	2,515	1,780

4. International Partnership with the INHOPE Network

Since we joined the International Association of Internet Hotline (INHOPE), the network of Internet hotline centers in the world in March 2007, it's enabled us to enhance the collaborative work and share information globally. In the First half-year of 2012, we have reported 820 cases to overseas hotline. We received 602 from other hotlines and acted promptly.

4-1.Total number of reports sent to Overseas Hotlines

	Jan	Feb	Mar	Apr	May	Jun	Total
Forwarded reports	75	84	114	236	176	135	820

4-1-1. Total number by Country

Country Name	Total
United States	478
Russia	124
France	55
Netherlands	55
Korea	54
Germany	25
United Kingdom	11
Italy	4
Hungary	4
Latvia	4
Canada	2
Cyprus	1
Denmark	1
Romania	1
Taiwan	1
Total	820

4-1-2. Analysis of Reports

Illegal Information	Jan	Feb	Mar	Apr	May	Jun	Total
Obscene Images	8	7	7	11	12	7	52
Child Pornography	67	77	107	225	164	128	768
Total	75	84	114	236	176	135	820

4-2. Total number of reports received from Overseas Hotlines

	Jan	Feb	Mar	Apr	May	Jun	Total
Received Reports	212	156	53	37	70	74	602

4-2-1. Total number by Country

Country	Total
United States	228
Canada	107
Germany	96
United Kingdom	55
Australia	32
Spain	22
Netherlands	21
Poland	15
Taiwan	7
Italy	4
Czech Republic	3
Denmark	3
France	3
Luxembourg	2
Austria	1
Bulgaria	1
Latvia	1
Russia	1
Total	602

4-2-2. Analysis of Reports

Illegal Information	Jan	Feb	Mar	Apr	May	Jun	Total
Obscene Image	28	18	4	14	19	16	99
Child Pornography	91	33	14	19	20	30	207
Total	119	51	18	33	39	46	306